



ATKINSONS

HOME AND GARDEN

Quality and Service since 1949

**SEE WEBSITE FOR
SPECIAL OFFERS**



GARDEN PRODUCTS AUGUST 2024



HIGH QUALITY FENCING



GARDEN SHEDS & BUILDINGS



MADE TO MEASURE GATES



TIMBER & PVC DECKING



MADE FOR YOU BUILDINGS



LANDSCAPING PRODUCTS

ATKINSONS HOME AND GARDEN

Quality and Service For over 70 years

Atkinsons has been manufacturing timber fencing panels and garden timber products for over 70 years.

Garden fencing is just one of the range of products we offer. We stock a huge range of decking boards and decking joists along with timber posts, concrete posts, deluxe posts, gates and drive gates, childrens play equipment, cabins, summerhouses, sheds and garden buildings to name a few.

Timber fence panels come in many styles including, heavy duty, larch lap, double lap, paling and a range of deluxe panels all with matching timber gates. Fencing panels can be made to any size along with the timber gates.

Our range of garden buildings offer something for everyone. We offer a full bespoke service on our range so we can make your building exactly as you want it. From basic storage sheds to fully bespoke garden rooms with lighting, electrics and insulation all fitted by our expert fitting teams.

We also offer a full fencing fitting service and a FREE survey. All works carried out to the highest standards. Our branches have show gardens full of our fantastic products for you to see with our South Milford branch having a huge selection of garden buildings on display to browse at your leisure.

We have one of the largest show sites of garden buildings in Yorkshire.

PRESSURE TREATMENT

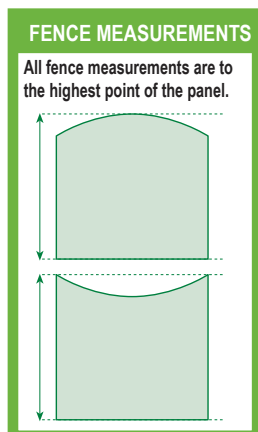
Pressure Treated

Tanalith E is a water based, high pressure wood preservative that is industrially applied. When impregnated into the timber through a high pressure process, Tanalith E components bond with the wood structure and cannot easily be removed, helping to significantly extend its service life.

The unique combination of copper and organic biocides makes it the best treatment on the market.



Proven Performance



All of our fence measurements are taken to the highest point of the panel, please bear this in mind when ordering shaped tops as shown in the diagram to the left.

Many of our panels can be made to any size and shape a service not everyone can offer.

All of our fencing is pressure treated for a longer life.

Dear Customer we would like to point out that while we source the very best timber and materials please keep in mind that timber is a natural living product that can shrink, warp, twist, split, expand, leak sap and crack. These characteristics are perfectly normal and beyond our control. While we pressure treat most products against fungal attack and decay the treatment will not stop mould growth which is not harmful to the timber but does look unsightly. We would strongly recommend a good quality exterior treatment is applied to your product as soon as it is fitted and the weather permits. We have a range of suitable products in our branches.

In the event of a proven manufacturing defect the sellers total liability under no circumstances will exceed the price of the timber, the seller shall not in any way be responsible for any consequential costs or losses. Colours and shades may vary from photographs in the brochure

LAP PANELS

MADE IN YORKSHIRE 



STOCK ITEM

OVERLAP	
SIZE WIDE/HIGH	PRICE
6ft x 6ft	£29.00
6ft x 5ft	£28.00
6ft x 4ft	£27.00
6ft x 3ft	£26.00
6ft x 2ft*	£25.00

SAWN FINISH



DOUBLE LAP*	
SIZE WIDE/HIGH	PRICE
6ft x 6ft	£29.00
6ft x 5ft	£28.00
6ft x 4ft	£27.00
6ft x 3ft	£26.00
6ft x 2ft*	£25.00

SAWN FINISH

A top quality pressure treated fencing panel

*Made to Order


HEAVY DUTY FEATHEREDGE

MADE IN YORKSHIRE 



6' X 5
MEMBERS
£36.10

STOCK ITEM



HEAVY DUTY		
SIZE WIDE/HIGH	SINGLE SIDED	DOUBLE SIDED
6ft x 6ft	£39.00	£78.00
6ft x 5ft	£38.00	£76.00
6ft x 4ft	£37.00	£74.00
6ft x 3ft	£36.00	£72.00
Convex/ Concave	+\$8.00	+\$12.00

SAWN FINISH



Matching Gate Available

0.9m x 1.8m H
£85.00

STANDARD FEATURES

Manufactured with 4" (100mm) boards for extra strength

Triple coated zinc galv nails

Can be made to measure

24 Boards as standard



Extra strong, ideal for the active garden with footballs etc !

PALING PANELS

MADE IN YORKSHIRE 



100mm x 19mm Pales
for extra strength
Matching Gate Available

PALING		
SIZE WIDE/HIGH	SINGLE SIDED	DOUBLE SIDED
6ft x 6ft	£48.00	£62.00
6ft x 5ft	£46.00	£58.00
6ft x 4ft	£36.00	£48.00
6ft x 3ft	£31.00	£39.00
Convex/ Concave	+\$8.00	+\$12.00

SAWN FINISH



Smooth planed finish

LOLLIPOP PALING	
SIZE WIDE/HIGH	DELUXE FINISH
6ft x 6ft	£64.00
6ft x 5ft	£60.00
6ft x 4ft	£58.00
6ft x 3ft	£54.00
6ft x 2ft	£52.00

www.atkinsonsencing.co.uk

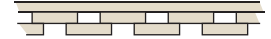
HERRINGBONE - ACOUSTIC



HERRINGBONE		
SIZE WIDE/HIGH	SAWN FINISH	DELUXE FINISH
6ft x 6ft	£60.00	£75.00
6ft x 5ft	£57.00	£72.00
6ft x 4ft	£54.00	£69.00
6ft x 3ft	£50.00	£65.00
Convex/Concave	+\$8.00	+\$8.00



ACOUSTIC		
SIZE WIDE/HIGH	SAWN FINISH	DELUXE FINISH
6ft x 6ft	£62.00	£75.00
6ft x 5ft	£58.00	£69.00
6ft x 4ft	£48.00	£59.00
6ft x 3ft	£39.00	£49.00
Convex/Concave	+\$8.00	+\$8.00



Available in sawn or smooth deluxe finish
Matching Gate Available

Extra strong panel for tough areas
Matching Gate Available

DELUXE PALING - DELUXE SCANDY



DELUXE PALING		
SIZE WIDE/HIGH	DOUBLE SIDED	SINGLE SIDED
6ft x 6ft	£75.00	£59.00
6ft x 5ft	£69.00	£56.00
6ft x 4ft	£59.00	£46.00
6ft x 3ft	£49.00	£42.00
Convex/Concave	+\$12.00	+\$8.00

DELUXE FINISH

Premium paling in smooth deluxe finish
Matching Gate Available



DELUXE SCANDY	
SIZE WIDE/HIGH	SINGLE SIDED
6ft x 6ft	£65.00
6ft x 5ft	£61.00
6ft x 4ft	£57.00
6ft x 3ft	£53.00
Convex/Concave	+\$8.00

DELUXE FINISH

Tongue & Groove boarding deluxe finish
Matching Gate Available

HORIZONTAL OVAL - REEDED CHEVRON



HORIZONTAL OVAL	
SIZE WIDE/HIGH	DUAL FACED
6ft x 6ft	£75.00
6ft x 5ft	£65.00
6ft x 4ft	£60.00
6ft x 3ft	£55.00
Convex/Concave	+\$8.00

Premium smooth finish to both sides



REEDED CHEVRON	
SIZE WIDE/HIGH	DUAL FACED
6ft x 6ft	£86.00
6ft x 5ft	£84.00
6ft x 4ft	£82.00
6ft x 3ft	£78.00
Convex/Concave	+\$8.00

PLANED FINISH

Unique reeded finish to both sides

**SPECIAL SIZES UP TO 6' WIDE WILL BE CHARGED AT £10 EXTRA ON TOP OF STANDARD PRICE.
6' WIDE UP TO 8' WIDE WILL BE CHARGED AT £20 EXTRA ON TOP OF STANDARD PRICE.**

CONTEMPORARY PANELS & GATE



CONTEMPORARY PANEL		
SIZE* WIDE/HIGH	SINGLE SIDED	DOUBLE SIDED
1.829m x 1.8m	£75.00	£145.00
1.829m x 1.5m	£70.00	£135.00
1.829m x 1.2m	£65.00	£125.00
1.829m x 0.9m	£60.00	£105.00
1.829m x 0.6m	£50.00	£95.00

Single Sided 10mm Gaps - Double Sided 10mm Gaps
*All sizes are nominal



CONTEMPORARY GATE	
SIZE WIDE/HIGH	PRICE
0.9m x 1.8m	£125.00
0.9m x 1.5m	£120.00
0.9m x 1.2m	£95.00
0.9m x 0.9m	£85.00

Single Sided

THE BEST QUALITY CONTEMPORARY PANEL ON THE MARKET

Others



- Sawn Framework
- ex50mm x 10mm Slatts

Our Contemporary



- Deluxe Framework
- ex50mm x 18mm Slatts

10mm Gaps
ex 50mm x 18mm Slatts
ex 50mm x 32mm Frame

Deluxe framework
High quality finish
Pressure treated
ex 50mm x 18mm Slatts
Can be made to any size



VENUS PANEL



VENUS PANEL	
SIZE WIDE/HIGH	PRICE
1.829m x 1.8m	£75.00
1.829m x 1.5m	£70.00
1.829m x 1.2m	£65.00
1.829m x 0.9m	£55.00
1.829m x 0.6m	£50.00

DELUXE FINISH



VENUS GATE	
SIZE WIDE/HIGH	PRICE
0.9m x 1.8m	£125.00
0.9m x 1.5m	£120.00
0.9m x 1.2m	£95.00
0.9m x 0.9m	£85.00

Single Sided

High quality panel from smooth planed timber

SPECIAL SIZES UP TO 6' WIDE WILL BE CHARGED AT £10 EXTRA ON TOP OF STANDARD PRICE.
6' WIDE UP TO 8' WIDE WILL BE CHARGED AT £20 EXTRA ON TOP OF STANDARD PRICE.

TIMBER GATES



DELUXE PALING GATE

STANDARD	PRICE
0.9m x 1.8m	£72.00
0.9m x 1.5m	£60.00
0.9m x 1.2m	£55.00

MADE TO ANY SIZE

CONCAVE & CONVEX TOPS
£5.00 EXTRA



Flat



Convex



HEAVY DUTY VERTILAP

EXAMPLES	PRICE
0.9m x 1.8m	£85.00
0.9m x 1.5m	£75.00
0.9m x 1.2m	£65.00

MADE TO ANY SIZE

CONCAVE & CONVEX TOPS
£5.00 EXTRA



Flat



Convex



TONGUE & GROOVE

STANDARD	PRICE
0.9m x 1.8m	£105.00
0.9m x 1.5m	£95.00
0.9m x 1.2m	£85.00

MADE TO ANY SIZE

CONCAVE & CONVEX TOPS
£5.00 EXTRA

TRELLIS WINDOW £10.00
EXTRA



Flat



Convex



DELUXE SCANDY

EXAMPLES	PRICE
0.9m x 1.8m	£99.00
0.9m x 1.5m	£89.00
0.9m x 1.2m	£79.00

MADE TO ANY SIZE

CONCAVE & CONVEX TOPS
£5.00 EXTRA



Flat



Convex



FIXED SIZES

SOLID REGENCY GATE

SIZE	PRICE
0.9m x 1.8m	£199.00
0.9m x 1.5m	£189.00
0.9m x 1.2m	£159.00
0.9m x 0.9m	£129.00

ONLY AVAILABLE IN ABOVE SIZE



FIXED SIZES

COTTAGE GATE

SIZE	PRICE
0.9m x 0.9m	£69.99

ONLY AVAILABLE IN ABOVE SIZE



TIMBER GATES



DOUBLE SLATTED GATE

SIZE	PRICE
0.9m x 1.8m	£105

FIXED SIZES



MADE IN EUROPE

FIXED SIZES

T & G GATE

SIZE	PRICE
0.9m x 1.8m	£75



T & G PANEL



T&G PANEL

SIZE (M) WIDE/HIGH	FLAT TOP
1.8 x 1.8	£115.00
1.8 x 1.5	£99.00
1.8 x 1.2	£79.00



MADE IN EUROPE

Premium smooth finish and pressure treated

ANTHRACITE PANEL



ANTHRACITE PANEL

SIZE	PRICE
1.8m x 1.8m	£188



MADE IN EUROPE

ANTHRACITE GATE

SIZE	PRICE
0.9m x 1.8m	£155



WINDERMERE PANEL & GATE



WINDERMERE	
SIZE WIDE/HIGH	SINGLE SIDED
6ft x 6ft	£65.00
6ft x 5ft	£63.00
6ft x 4ft	£61.00
6ft x 3ft	£59.00
FLAT TOP	−£5.00



FLAT TOP SAVE £5.00

WINDERMERE GATE	
EXAMPLES	PRICE
0.9m x 1.8m	£99.00
0.9m x 1.5m	£89.00
0.9m x 1.2m	£79.00
MADE TO ANY SIZE	

Deluxe panel with integrated trellis

LAKELAND PANEL & GATE



LAKELAND	
SIZE WIDE/HIGH	SINGLE SIDED
6ft x 6ft	£60.00
6ft x 5ft	£58.00
6ft x 4ft	£56.00
6ft x 3ft	£52.00
FLAT TOP	−£5.00



FLAT TOP SAVE £5.00

LAKELAND GATE	
EXAMPLES	PRICE
0.9m x 1.8m	£99.00
0.9m x 1.5m	£89.00
0.9m x 1.2m	£79.00
MADE TO ANY SIZE	

Deluxe panel with ribbed board finish

CONISTON ACOUSTIC PANEL & GATE



CONISTON ACOUSTIC	
SIZE WIDE/HIGH	SINGLE SIDED
6ft x 6ft	£75.00
6ft x 5ft	£70.00
6ft x 4ft	£65.00
6ft x 3ft	£60.00
FLAT TOP	−£5.00



CONISTON GATE	
EXAMPLES	PRICE
0.9m x 1.8m	£99.00
0.9m x 1.5m	£89.00
0.9m x 1.2m	£79.00
MADE TO ANY SIZE	

Strong panel great for tough area's

GRASMERE PANEL & GATE



GRASMERE PANEL	
SIZE WIDE/HIGH	SINGLE SIDED
6ft x 6ft	£59.00
6ft x 5ft	£57.00
6ft x 4ft	£55.00
6ft x 3ft	£53.00
FLAT TOP	−£5.00

Grassmere Double Sided Shown



GRASMERE GATE		
EXAMPLES	SINGLE SIDED	DOUBLE SIDED
0.9m x 1.8m	£89.00	£133.00
0.9m x 1.5m	£79.00	£123.00
0.9m x 1.2m	£69.00	£113.00
MADE TO ANY SIZE		


ASCOT PANEL & GATE



ASCOT CONVEX	
SIZE (M) WIDE/HIGH	DUAL FACED
1.8 x 1.8	£75.00
1.8 x 1.5	£65.00
1.8 x 1.2	£60.00
1.8 x 0.9	£55.00



ASCOT GATE	
SIZE	PRICE
0.9W x 1.8H	£95.00

ROSE CATCH	
	
SIZE (inch)	PRICE
6"	£11.99
GALVANISED	

Can be made bespoke
From £45

GRAFTON PANEL & GATE



GRAFTON OMEGA	
SIZE (M) WIDE/HIGH	DUAL FACED
1.8 x 1.8	£75.00
1.8 x 1.5	£70.00
1.8 x 1.2	£65.00
1.8 x 0.9	£60.00



GRAFTON OMEGA GATE	
SIZE	PRICE
0.9W x 1.8H	£105.00

CURVED HINGES	
	
SIZE (inch)	PRICE
12" Pair	£34.99
AVAILABLE LEFT OR RIGHT	

Can be made bespoke
From £45

HENLEY PANEL & GATE



HENLEY	
SIZE (M) WIDE/HIGH	DUAL FACED
1.8 x 1.8	£58.50
1.8 x 1.5	£51.50
1.8 x 1.2	£42.50
1.8 x 0.9	£38.00



HENLEY GATE	
SIZE	PRICE
0.9W x 1.8H	£75.00

TEE HINGES (Pair)	
	
PER PAIR	
SIZE (inch)	PRICE
12"	£10.49
GALVANISED	

Can be made bespoke
From £45

OMEGA 70 RANGE



TRELLIS 70mm

OMEGA 70	
SIZE (M) WIDE/HIGH	DUAL FACED
1.8 x 1.8	£71.50
1.8 x 1.5	£66.50
1.8 x 1.2	£58.50
1.8 x 0.9	£54.50



HURDLES



WILLOW HURDLE

SIZE	PRICE
1.8W x 1.8H	£59.99
1.8W x 1.8H Framed	£85.00

HAZEL HURDLE

SIZE	PRICE
1.8W x 1.8H	£68.99

ELITE CROSS TOP




ELITE CROSS TOP FENCE	
SIZE	PRICE
1.8W x 0.9H	£55.00
0.9W x 890mm	£45.00



SQUARE TRELLIS

Trellis Can Be Made To Any Size On Request



SQUARE TRELLIS		
SIZE WIDE/HIGH	SAWN FINISH	DELUXE FINISH
6ft x 6ft	£34.99	£60.00
6ft x 5ft	£29.99	£55.00
6ft x 4ft	£26.99	£45.00
6ft x 3ft	£16.99	£35.00
6ft x 2ft	£12.99	£25.00
6ft x 1ft	£6.99	£9.99
Convex/ Concave	+£5.00	+£5.00

20MM PRIVACY TRELLIS




STANDARD CUTTING CHARGE FOR PRIVACY TRELLIS £45



20mm GAP PRIVACY TRELLIS	
SIZE - W X H	PRICE
183cm x 30cm	£20.99
183cm x 45cm	£29.99
183cm x 60cm	£36.49
183cm x 90cm	£46.49
183cm x 120cm	£60.49
183cm x 150cm	£76.49
183cm x 180cm	£91.49




20mm GAP PRIVACY TRELLIS	
SIZE - W X H	PRICE
183cm x 41cm	£27.99



20mm GAP PRIVACY TRELLIS	
SIZE - W X H	PRICE
183cm x 41cm	£30.99

Can be made bespoke From £45

40MM PRIVACY TRELLIS



Can be made bespoke From £45

40mm GAP PRIVACY TRELLIS	
SIZE - W X H	PRICE
183cm x 30cm	£16.99
183cm x 45cm	£23.49
183cm x 60cm	£29.49
183cm x 90cm	£36.49
183cm x 120cm	£47.49
183cm x 150cm	£63.49
183cm x 180cm	£81.49



40mm GAP PRIVACY TRELLIS	
SIZE - W X H	PRICE
183cm x 41cm	£23.00



40mm GAP PRIVACY TRELLIS	
SIZE - W X H	PRICE
183cm x 72cm	£28.99

40mm GAP PRIVACY TRELLIS	
SIZE - W X H	PRICE
183cm x 41cm	£25.99

PLANTER TRELLIS - FAN TRELLIS



PLANTER TRELLIS	
SIZE	PRICE
6'H	£10.00



FAN TRELLIS	
SIZE	PRICE
6'H	£10.00



CORNER TRELLIS	
SIZE - W X H	PRICE
0.45W x 0.45H	£14.99

SAWN FENCING POSTS

75mm x 75mm	
LENGTH	PRICE
1.5m	£5.50
1.8m	£6.50
2.1m	£7.50
2.4m	£8.50

100mm x 75mm	
LENGTH	PRICE
1.8m	£8.55
2.1m	£9.95
2.6m	£12.45
3.0m	£14.95

100mm x 100mm	
LENGTH	PRICE
1.8m	£10.80
2.1m	£12.60
2.4m	£14.40
2.7m	£16.20
3.0m	£18.00
3.6m	£21.50

125mm x 75mm	
LENGTH	PRICE
1.8m	£9.99



WOODEN POST CAPS				
SIZE (MM)	ACORN	GLOBE	FLAT SAWN	TEMPLE
100 x 100	£6.99	£6.99	£1.85	£3.49
125 x 100	-----	-----	£1.90	-----
125 x 125	£10.99	£10.99	£1.95	£3.99

DELUXE FENCING POSTS

ex 75mm x 75mm	
LENGTH	PRICE
1.8m	£10.20
2.1m	£11.99
2.4m	£13.56
2.7m	£15.25

ex 100mm x 100mm	
LENGTH	PRICE
1.8m	£18.00
2.1m	£21.00
2.4m	£24.00
2.7m	£27.00
3.0m	£30.00
3.6m	£36.00



H POSTS ex 100mm x 100mm		
LENGTH	PRICE	End/Corner*
1.8m	£18.00	£20.00
2.1m	£21.00	£23.00
2.4m	£24.00	£26.00
2.7m	£27.00	£29.00



CONCRETE FENCING POSTS & GRAVEL BOARDS

FENCING POSTS (125mm x 100mm)			
LENGTH	INTERMEDIATE	CORNER/ 3 WAYS	ENDS
4'6"	£14.99	£26.99	£20.99
5'9"	£15.99	£28.99	£21.99
6'9"	£17.99	£29.99	£23.99
7'9"	£18.99	£32.99	£24.99
9'0"	£21.99	£37.50	£27.99

CONCRETE POST EXTENDER	
SIZE	PRICE
12"	£9.25
18"	£10.25
24"	£11.25
36"	£13.25



Full length extension to suit 1.8m tall ONLY £3.99 Extra



GRAVEL BOARDS 6'	
PLAIN FACE	ROCK FACE
12" £16.99	12" £17.99
6" £11.99	NOT AVAILABLE



POST MIXES	
PRODUCT (BAG)	PRICE
Cement	£9.99
Postcrete Rapid Set	£5.99

MULTI-HOLE POST	
LENGTH	PRICE
2.4m	£37.99

ANTI THEFT STRIP	
PRICE	
£1.99	



ECO FENCING PRODUCTS



ECO BOARDS	
SIZE	PRICE
1.829m x 0.14m / 5.5" appx	£5.99
1.829m x 0.3m / 12"	£15.99
2.438m x 0.3m	£23.95



5.5" Board
Subject to
Availability



PANEL TOPS	
SIZE	PRICE
CONCAVE 1.828m	£30.95
CONVEX 1.828m	£30.95



Watermarks

During the extrusion process the PVC granules are heated, the molten PVC is then fed into the tool and immersed in water to cool the PVC down. When the gravel boards or posts are packed the residual heat can cause the boards and posts to sweat and this can cause a blotchy pattern as shown below in the picture. This is perfectly normal and after a few weeks in the sun and fresh air they will weather naturally.



ECO POSTS		
110mm x 90mm		
	LENGTH	PRICE
 Dual Faced	1.8m	£16.00
	2.4m	£21.95
	2.7m	£23.95



ECO PANELS - WOODGRAIN	
SIZE	PRICE
6'W X 6'H	£95.94
6'W X 5'H	£79.95
6'W X 4'H	£63.96
6'W X 3'H	£47.97
6'W X 2'H	£31.98

Stronger tensile strength than concrete

"The concrete post cracked and could not therefore recover, rendering the post non-serviceable. The Eco Fencing posts deflected the same amount, it follows therefore that the Eco Fencing posts possess a significant tensile strength that concrete posts do not."



POST CAP	
SIZE	PRICE
110mm x 90mm	£1.45



ANTI THEFT CLIP	
	PRICE
PER PAIR	£1.99



UTILITY STRIP	
SIZE	PRICE
2.1m	£9.99



SUPASPIKE		
PRODUCT	LENGTH	PRICE
SPIKE	1080mm	£16.99.
BOLT-DOWN	600mm	£16.99.

BOLT-DOWN



ECO GATES

ECO GATE - Single

Complete with hinges and rose catch - not fitted

EXAMPLES	PRICE
0.9m x 1.8m	£274
0.9m x 1.5m	£264
0.9m x 1.2m	£254

BESPOKE SIZES AVAILABLE



ECO GATE - Double

Complete with hinges and rose catch - not fitted

EXAMPLES (up to)	PRICE
2.4m x 1.8m	£620
2.4m x 1.5m	£600
2.4m x 1.2m	£580

BESPOKE SIZES AVAILABLE




DURA POST

DuraPost[®]

BY FENCEMATE

- Wind tested up to 110mph
- 25 Year Guarantee
- Maintenance free
- Available in 3 colours



Available in
Anthracite - Olive - Brown

DURA POST	
LENGTH	PRICE
1.8m	£31.99
2.4m	£41.99
2.7m	£49.99

DURAPOSTS NOT COMPATIBLE
WITH ECO BOARDS



Dura Cap
£6.50

COLOURED FINISH

CORNER / GATE POST	
LENGTH	PRICE
1.8m	£63.50
2.4m	£72.50
3.0m	£88.50



U CHANNEL	
LENGTH	PRICE
2.1m	£27.50
3.0m	£43.50

URBAN BOARDS



URBAN PANELS



ECO PANELS

6' x 6' Panel
ONLY
£91.15
Members Price

URBAN PANELS	
SIZE	PRICE
6'W X 6'H	£405.99
6'W X 5'H	£351.99
6'W X 4'H	£297.99
6'W X 3'H	£243.99
6'W X 2'H	£189.99



Rails included



ECO PANELS COMPARISON

SIZE	PRICE
6'W X 6'H	£95.95
6'W X 5'H	£79.95
6'W X 4'H	£63.96
6'W X 3'H	£47.97
6'W X 2'H	£31.98

DURA BOARDS

DURA BOARDS	
ITEM	PRICE
6'w x 150mm	£24.99



DURA PANELS	
SIZE	PRICE
6'W X 6'H	£299.88
6'W X 5'H	£249.99
6'W X 4'H	£199.92
6'W X 3'H	£149.94
6'W X 2'H	£99.96




DURA PANELS

ITEM	PRICE
Capping Rail 6'	£26.99



Required for fitting to timber panels see below



Required for fitting to Dura Panels see below

DURA ACCESSORIES

ITEM	PRICE
Boltdown	£12.99
Dura Clips Timberx 10	£5.99
Capping Rail 6'	£26.99
Dura Clip For Dura Boards x 10	£5.99
Dura Clip Packer x 10	£5.99
Self Drilling Coloured Screw x 16	£17.99
Pand Head Screw x 10	£2.99



Dura Clip - Timber Panels



Dura Clip - For Dura Boards



Dura Clip Packer



Post Boltdown

TIMBER POSTS & CAPPING

75mm x 75mm	
LENGTH	PRICE
1.5m	£5.50
1.8m	£6.50
2.1m	£7.50
2.4m	£8.50

100mm x 75mm	
LENGTH	PRICE
1.8m	£8.55
2.1m	£9.95
2.6m	£12.45
3.0m	£14.95

100mm x 100mm	
LENGTH	PRICE
1.8m	£10.80
2.1m	£12.60
2.4m	£14.40
2.7m	£16.20
3.0m	£18.00
3.6m	£21.50

125mm x 75mm	
LENGTH	PRICE
1.8m	£9.99



BIRDSMOUTH POST	
SIZE	PRICE
0.9m x 100mm x 100mm	£7.50
1.2m x 100mm x 100mm	£9.99
1.2m x 150mm x 100mm	£13.60

OTHER SIZES ON REQUEST

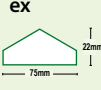
GATE POSTS - Sawn	
SIZE	PRICE
2.1m x 125mm x 125mm	£22.50
2.6m x 125mm x 125mm	£27.00
2.1m x 150mm x 150mm	£30.00
2.6m x 150mm x 150mm	£38.00
2.1m x 175mm x 175mm	£42.00
2.6m x 175mm x 175mm	£54.00
3.6m x 150mm x 150mm	£52.00

PLANED LARCH POSTS	
LENGTH	PRICE
3m x 150mm x 150mm	£98.00



BIRDSMOUTH STRAPS	
SIZE	PRICE
75mm BZP	£2.50
100mm BZP	£2.90

OAK GATE POSTS - PLANED	
SIZE	PRICE
2.1m x ex150mm x 150mm	£120
2.7m x ex125mm x 125mm	£100
2.7m x ex150mm x 150mm	£145

CAPPING			
ex	LENGTH	SIZE	PRICE
	1.8m	75mm x 22mm	£4.99
	3.6m	75mm x 22mm	£7.99

FIT FOR LIFE



TIMBER RAILS / GRAVEL BOARDS

RAILS AND GRAVEL BOARDS		
LENGTH	SIZE	PRICE
1.83m	50mm x 32mm	£2.45
3.6m	100mm x 22mm	£5.50
3.6m	88mm x 38mm	£6.85
4.2m	88mm x 38mm	£7.99
3.6m	100mm x 50mm	£12.95
4.8m	100mm x 50mm	£16.95
3.6m	150mm x 22mm	£8.25
3.6m	150mm x 38mm	£11.99

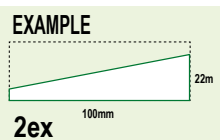


PLANED TIMBER GRAVEL BOARDS	
150mm x 50mm	
LENGTH	PRICE
1.828m	£9.50
2.4m	£12.50



TIMBER PALES & BOARDING

FEATHER EDGE BOARDS		
LENGTH	SIZE 2EX	PRICE
0.9m	100mm x 22mm	75p
1.2m	100mm x 22mm	£1.00
1.5m	100mm x 22mm	£1.20
1.8m	100mm x 22mm	£1.40
2.1m	100mm x 22mm	£1.70
2.4m	100mm x 22mm	£1.90



PALES - EXTRA STRONG		
LENGTH	SIZE	PRICE
0.9m	100mm x 19mm	£1.00
1.2m	100mm x 19mm	£1.30
1.5m	100mm x 19mm	£1.65
1.8m	100mm x 19mm	£1.99
2.1m	100mm x 19mm	£2.30
2.4m	100mm x 19mm	£2.60
1.8m	125mm x 19mm	£2.99

Lollipop Tops
45p extra per pale



5" FEATHER EDGE BOARDS		
LENGTH	SIZE	PRICE
1.8m	125mm x 22mm	£1.55
1.5m	125mm x 22mm	£1.30

MEMBERS PRICE
1.8M 100 X 19 £1.89

PLANED TIMBER - BOARDING


PLANED BOARDING - All Sizes Are ex

Available in 1.8m - 2.1m - 2.4m - 3.0m	PRICE Per M
 Matchboard 125mm X 16mm	£1.99.
 Shiplap 125mm X 18mm	£2.25.
 Log Lap 125mm X 25mm	£3.10.








DELUXE PLANED TIMBER

SIZE(MM)	LENGTH	PRICE
ex 50 x 32	1.83m	£3.50
ex 50 x 32	2.4m	£4.50
ex 50 x 32	3.0m	£5.50
ex 50 x 50	1.8m	£4.50
ex 50 x 50	2.4m	£6.00
ex 50 x 50	3.0m	£7.50
ex 100 x 38	3.9m	£15.25
ex 150 x 38	3.6m	£20.50

FENCE REPAIRS

	PRICE
48 x 15 Sawn Capping 6ft	£2.00 ea.
Deluxe Flexi Capping	£3.50 ea.
32 x 18 Frame work 6ft long	£1.00 ea.
Heavy duty frame work	£2.45 ea.
Wany lats	£1.00 ea.
Lollipop Tops 	extra 45p

BELOW SOLD IN AVAILABLE FULL LENGTHS

 Lakeland 125mm X 16mm	£1.99
 Contemporary Board 125mm X 21mm	£3.10
 50mm x 18mm	£1.50
 75mm x 22mm	£1.85
 100mm x 16mm	£1.60
 Paling 100mm X 22mm	£2.50
 150mm X 22mm	£3.75

Cladding up to 4.5m lengths
Ask for details



SPECIAL OFFER
No Further Discount on these items



2.4m C16 CLS
63mmx38mm
ONLY £3.30

Pressure Treated
2.4m C16 CLS
63mmx38mm
ONLY £4.99



FENCING ACCESSORIES



Full length extension to suit 1.8m tall **ONLY £3.99 Extra**

CONCRETE POST EXTENDER	
SIZE	PRICE
12"	£9.25
18"	£10.25
24"	£11.25
36"	£13.25



BOLT DOWN METAL POST	
SIZE (MM)	PRICE
75 x 75 BOX	£7.99
100 x 100 BOX	£9.99



DRIVE IN METAL POST	
SIZE (MM)	PRICE
75 x 75 BOX	£9.99
100 x 100 BOX	£12.99



CONCRETE IN SUPPORT	
SIZE (MM)	PRICE
75 x 75 BOX	£11.49
100 x 100 BOX	£14.99



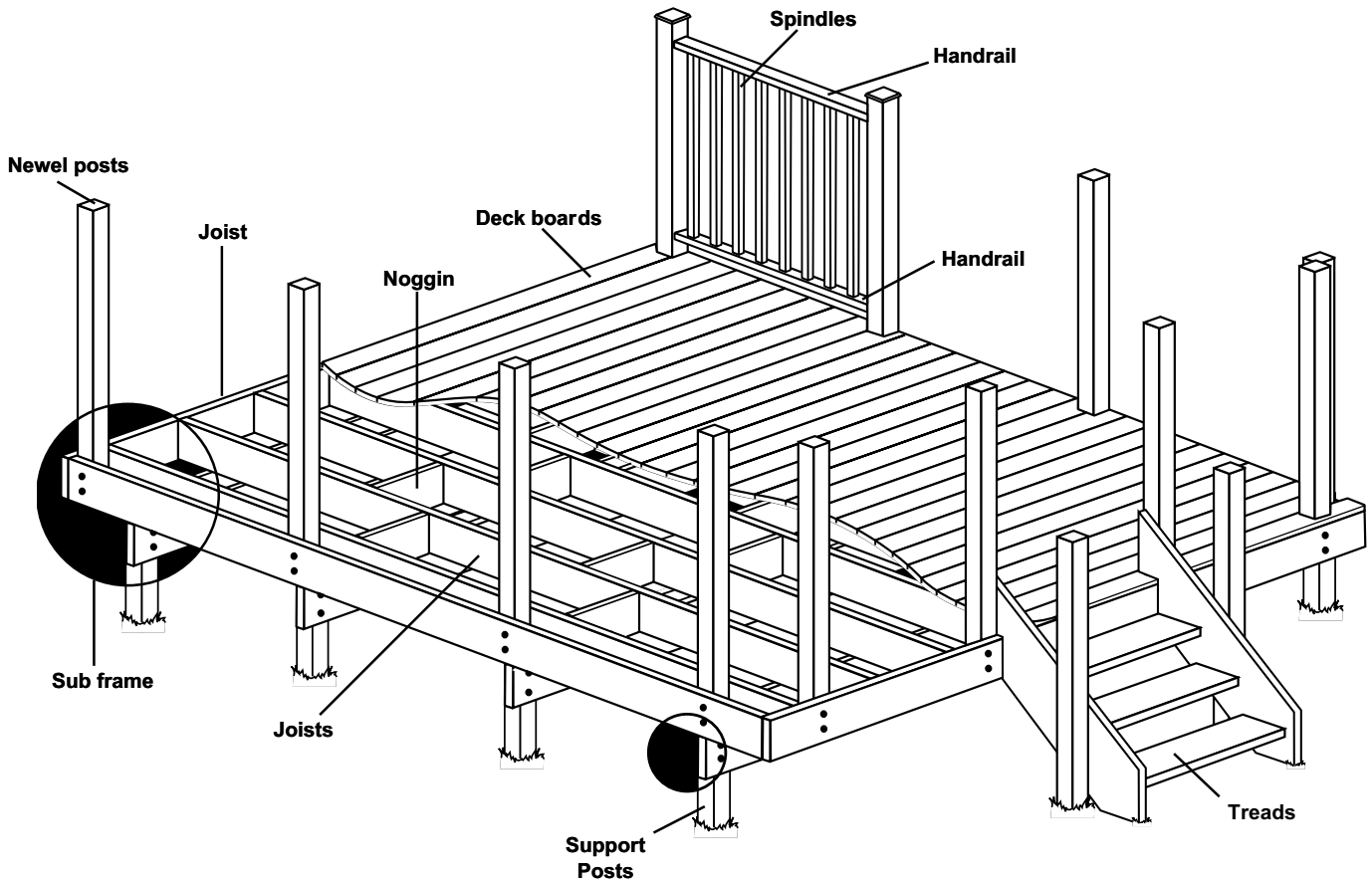
POST EXTENDER	
SIZE (MM)	PRICE
75 x 75 BOX	£5.99
100 x 100 BOX	£6.49



REPAIR SPUR	
SIZE (MM)	PRICE
75 x 75 BOX	£9.99
100 x 100 BOX	£9.99



TIMBER DECKING



DECKING BOARDS

TRADITIONAL	
LENGTH	PRICE
2.1m	£7.15
3.3m	£11.25
4.2m	£14.30
5.1m	£17.40

TRADITIONAL PROFILE ex 125mm ex 32mm

SWEDISH (Reversible)	
LENGTH	PRICE
2.4m	£8.40
3.6m	£12.60
4.8m	£16.80
5.4m	£18.90

SWEDISH PROFILE ex 125mm ex 32mm 125mm SWEDISH DOUBLE SIDE D

6" DECKING	
LENGTH	PRICE
2.4m	£10.50
4.8m	£20.20

ex 150mm ex 32mm



DECKING JOISTS

LENGTH (M)	JOISTS (C24 graded)			
	3X2 75MM X 47MM	4X2 100MM X 47MM	6X2 150MM X 47MM	8X2 200MM X 47MM
2.4m (8ft)	£5.99	£6.85	£11.25	-
3.0m (10ft)	-	*£8.60	*£12.85	-
3.6m (12ft)	£7.70	£10.50	£15.50	-
4.8m (16ft)	-	£13.70	£20.50	£27.50
6.0m (20ft)	-	-	£29.99	-



JOIST HANGERS
PRICE
£1.25 each

* AVAILABLE ONLY AT CASTLEFORD HEAD OFFICE

ONLY £4.99

HANDRAIL & SPINDLES

HAND/BASE RAILS	
SIZE	PRICE
2.1m	£7.50 ea.

SPINDLE SPACES	
SIZE (MM)	PRICE
100mm x 40mm x 15mm	15p ea.

SQUARE SPINDLE	
SIZE (MM)	PRICE
900mm x 40mm x 40mm	£1.95 ea.
1100mm x 40mm x 40mm	£2.25 ea.

TURNED SPINDLE	
SIZE (MM)	PRICE
900mm x 40mm x 40mm	£2.50 ea.



DECKING ROPE & ENDS



DECK ROPE	
DIAMETER	PRICE PER m
28mm	£7.50 ea.

ROPE ENDS	
COLOUR	PRICE
Brass	£13.49 ea.
Chrome	£14.99 ea.

HAND RAIL	
COLOUR	PRICE
Brass	£11.99 ea.
Chrome	£16.49 ea.

CHROME HOOK	
COLOUR	PRICE
Brass	£16.49 ea.
Chrome	£18.49 ea.

ROPE EYES	
COLOUR	PRICE
Brass	£5.49 ea.
Chrome	£6.99 ea.

DECKING FIXINGS & EXTRAS

COACH SCREWS	
SIZE	PRICE
50mm	£1.35
75mm	£1.45
100mm	£1.55
130mm	£1.65
150mm	£1.75
180mm	£1.85
200mm	£1.95

SPAX SCREWS		
SIZE (mm)	AMOUNT	PRICE
4 x 60	100	£8.99
4 x 70	100	£13.99
5 x 100	100	£20.99

PERFORMANCE DECK SCREWS		
SIZE (mm)	AMOUNT	PRICE
4 x 60	200	£9.99
4 x 70	100	£5.99
5 x 100	100	£9.99
5 x 100	200	£18.99
4.5 x 60	200	£9.99

TIMBER DRIVES		
SIZE (mm)	AMOUNT	PRICE
6.5 x 70	20	£12.49
6.5 x 100	20	£12.99
6.5 x 150	20	£14.49
6.5 x 200	20	£16.99
6.5 x 250	20	£23.99

WOOD CONSTRUCTION SCREW	
SIZE (mm)	PRICE ea.
8 x 100	80p
8 x 120	£1.00
8 x 160	£1.20
8 x 220	£2.10
8 x 300	£2.30
8 x 360	£2.90

MACHINED POSTS ex100mm x 100mm	
SIZE	PRICE
1.8m	£20.50



STEPS	
STYLE	PRICE
3 Step	£24.99 per pair
2 Step	£19.99 per pair

PRESSURE TREATED DECK SUPPORT POSTS	
SIZE	PRICE
0.6m x 75 - 88mm x 38mm	£2.99 ea.

WEED MEMBRANE	
SIZE	PRICE
20 sq. metre	£13.99

DECK TREATMENTS	
PRODUCT	PRICE
ANTI-SLIP 1L	£19.99
BARETTINE CUT END	£22.99
DECKING OIL 5L	£44.99
ANTI-SLIP OIL 2.5L	£29.99
BARRETTINE PRESERVER 5L	£49.99
WAXCOAT 2.5L	£59.99



TRUDECK COMPOSITE DECKING



TRUDECK BOARDS

SIZE	PRICE
3.6M ONLY	£34.99



FLORENCE MIST



MONZA BLACK



TUSCAN BROWN



VENICE GREY

- 3.6m Lengths Only
- 22mm x 142mm
- Low maintenance
- Slip Resistant
- Warm natural feel
- Wood grain finish
- Child and pet friendly
- Joists at 300mm centres
- 12 Clips per board required
- Double Sided Board



10 Year Guarantee

TRUDECK ACCESSORIES

COLOURED SCREWS

PRODUCT	PRICE
100 Per Box	£20.99

FACIAS

SIZE	PRICE
3.6M X 140MM X 12MM	£29.99

ANGLE TRIM

SIZE	PRICE
3.6M X 60MM X 40MM	£29.99

DECK CLIPS

PRODUCT	PRICE
Clip Pack	£16.99

Clip pack consists of 44 universal clips
6 start clips

ULTRASHIELD COMPOSITE DECKING

PVC DECK BOARDS

SIZE 23MM X 138MM	PRICE
3.6m	£49.99
4.8m	£66.99
5.4m	£74.99

ANTIQUE



EBONY



TEAK



WALNUT



LIGHT GREY



FINISHING

PRODUCT	PRICE
Coloured Screws (100)	£44.99
End Caps (10)	£14.99
Angle Trim (2.2m 40x40mm)	£19.99
C Channel (3.6m 40x40mm)	£39.99
Fascia Board 180x15 - 3.6m	£59.99
Solid Edging Board 3.6m	£65.99
Bullnose 3.6m	£69.99
Scratch Kit	£12.99

BALUSTRADE

PRODUCT	PRICE
Newel Sleeve 95x95x1084	£32.99
Railing Kit 1.8m x 0.9m	£224.99
Newel Support Post	£61.99

Bullnose



Angle Trim

Newel Sleeve



Railing Kit 1.8m x 0.9m

DECK CLIPS

PRODUCT	PRICE
Universal Clip	£0.60p
Start Clip	£1.25p

PERGOLAS

6" x 2" 4.8m - £24.50

6m Available P.O.A

6" x 2" 3.6m - £19.50

6" x 2" 4.8m - £28.50

6" x 2" 3.6m - £23.50

SWING SEAT - £599



ALSO AVAILABLE IN
4" x 2"



Shaped End
£4.00 each

LARCH POSTS

PSE POST	PRICE
3m x 150mm x 150mm	£98.00



DELUXE POSTS

ex100mm x 100mm

ex	LENGTH	PRICE
	2.4m	£24.00
	2.7m	£27.00
	3.0m	£30.00
	3.6m	£36.00

CONTEMPORARY PERGOLA

CONTEMPORARY PERGOLA

SIZE APPROX	PRICE
2.4m x 2.4m	£1190
3.0m x 2.4m	£1270
3.0m x 3.0m	£1355
3.0m x 3.9m	£1475
3.9m x 3.9m	£1650



100mm x 100mm
Stainless Steel
Post Sleeve
£9.99



BOLT DOWN METAL POST

SIZE (MM)	PRICE
75 x 75 BOX	£7.99
100 x 100 BOX	£9.99



Side Walls - £45 Per m sq
Omit Roof - £22 Per m sq

FITTING - £450



PERGOLA WITH CONTEMPORAY PANELS



PERGOLAS - ARCHES - ARBOURS



STANDARD PERGOLA	
SIZE	PRICE
3'W x 2'D x 7'H approx 40mm trellis	£185.00



RUTLAND ARCH	
SIZE	PRICE
3'W x 2'D x 8'H approx	£250.00



OMEGA TOP ARCH	
SIZE	PRICE
3'W x 2'D x 7'H approx	£165.00



ROSE ARCH	
SIZE	PRICE
3'W x 2'D x 8'H approx	£110.00



DORSET ARBOUR	
SIZE - W x D x H	PRICE
1.9m x 0.6m x 2.1m approx	£310.00



CHELTENHAM ARBOUR	
SIZE - W x D x H	PRICE
1.4m x 0.6m x 2.2m approx	£349.00



BALMORAL ARBOUR	
SIZE - W x D x H	PRICE
4'6" x 2'6" x 6'6" approx	£465.00

**MADE IN YORKSHIRE
ERGONOMIC SEAT**



SLEEPERS

LARGE SLEEPERS

SIZE	PRICE
1.2m x 245mm x 120mm	ONLY £18.00
2.4m x 245mm x 120mm	ONLY £33.99



PLANED SLEEPERS

SIZE EX	PRICE
2.4m x 200mm x 100mm	ONLY £32.99

SMALL SLEEPERS

SIZE (NOMINAL SIZES)	PRICE
1.2m x 195mm x 95mm	ONLY £10.99
2.4m x 195mm x 95mm	ONLY £19.99
3.0m x 194mm x 95mm	ONLY £29.99

SPECIAL OFFER
2.4m x 195mm x 95mm
ONLY £19.99

OAK SLEEPERS

SIZE	PRICE
2.4m x 200mm x 100mm	ONLY £58.00



PEGS

PRICE

99p



1' - 18" (300 - 450mm)

POLES - STAKES - LOG ROLLS

POLES

SIZE	DIAMETER	PRICE	CROSS SECTION
2.4m	100mm	£12.99	
3.6m	100mm	£19.99	
3.6m	150mm	£52.00	



HALF ROUND POLES

SIZE	DIAMETER	PRICE	CROSS SECTION
3.6m	100mm	£9.99	

MACHINE MADE & PRESSURE TREATED



CUNDY STAKES
5' 6" L x 3" - 4" D

PRICE

£4.69

No discount on Cundy Stakes

FENCE STAKES

SIZE	DIAMETER	PRICE	CROSS SECTION
1.65m	50mm	£2.99	
2.4m	50mm	£3.99	
1.65m	75mm	£4.99	
1.65m	100mm	£8.99	
2.4m	100mm	£12.99	

LOG ROLLS

SIZE	PRICE
6' x 15"	£16.00
6' x 12"	£14.00
6' x 9"	£10.00
6' x 6"	£7.00



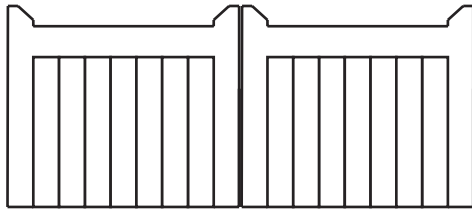
HALF ROUND STAKES

100mm x 1.8m

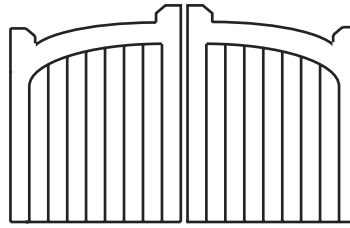
£6.25

BESPOKE REDWOOD GATES


FLAT TOP



CONVEX TOP



OMEGA TOP

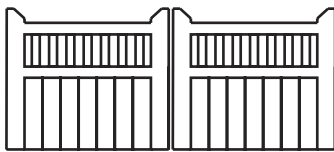


FLAT TOP INLAID SCANDY GATES - Per Gate					
up to 2.1m	£315	£360	£470	£480	£615
up to 1.8m	£285	£340	£385	£435	£500
up to 1.5m	£260	£310	£340	£385	£470
up to 1.2m	£230	£270	£310	£340	£440
up to 0.9m	£205	£240	£280	£310	£415
HIGH WIDE	up to 0.9m	up to 1.2m	up to 1.5m	up to 1.8m	up to 2.1m

CURVED TOP INLAID SCANDY GATES - Per Gate					
up to 2.1m	£365	£435	£575	£605	£735
up to 1.8m	£335	£415	£485	£545	£630
up to 1.5m	£305	£385	£440	£495	£595
up to 1.2m	£285	£345	£405	£455	£560
up to 0.9m	£260	£305	£385	£420	£545
HIGH WIDE	up to 0.9m	up to 1.2m	up to 1.5m	up to 1.8m	up to 2.1m

NOTICE: All bespoke gates will require a good quality treatment applying, we have a selection at our branches

SPINDLE TOP - Available on any style



SPINDLE TOP - Price per gate

	up to 1m	up to 1.5m	up to 2m	up to 2.5m
SPINDLE TOP FLAT ADD	£100	£150	£200	£250
SPINDLE TOP CURVES ADD	£180	£230	£280	£330

IMPORTANT

These gates are untreated and will require treatment.

A high quality paint is required and we would recommend Teknos for this. A range of colours are available from all of our outlets.

ALL GATE MEASUREMENTS ARE TO THE HIGHEST POINT OF THE GATE



MORTICE JOINTS
ROUNDED EDGES
QUALITY FINISH
GLULAM FRAMES



PLEASE NOTE - TIMBER GATES BY THEIR VERY NATURE MAY MOVE OR TWIST AND SPLITS AND SHAKES CAN OCCUR. THIS DOES NOT AFFECT THE LONGEVITY OF THE PRODUCT AND THE APPLICATION OF PRESERVER, PRIMER AND PAINT WILL REDUCE THIS.

BESPOKE REDWOOD GATES

DRIVEWAY GATES MADE TO ANY SIZE




FLAT TOP



OMEGA TOP



CONVEX TOP



HARDWOOD

Also available made from Iroko hardwood, cost is 3 x the cost of standard redwood gates.

All hardwood gates are supplied oiled. A good quality teak or danish oil should be applied regularly to keep them looking pristine and protected.



CONVEX TOP

FIELD GATES

DELUXE PLANED FIELD GATES - PRESSURE TREATED

1.27m Standard Height	£145	£150	£155	£160	£165	£175	£180	£190	£200	£210	£220	£240
	up to 0.9m Approx 3'	up to 1.2m Approx 4'	up to 1.5m Approx 5'	up to 1.8m Approx 6'	up to 2.1m Approx 7'	up to 2.4m Approx 8'	up to 2.7m Approx 9'	up to 3.0m Approx 10'	up to 3.3m Approx 11'	up to 3.6m Approx 12'	up to 3.9m Approx 13'	up to 4.2m Approx 14'



Dont forget your gate furniture. See page 26.



TRADITIONAL FIELD GATE

CROOK FITTED



Throw Over Loop. Only £18.99. See page 26

Crook is an additional £78 per gate

FIELD GATES

Atkinsons 5 Bar field gates are hand made and pressure treated for a longer life.

A traditional 5 bar field gate can be made to any size.

Available as a standard gate or with a crook fitted if required.

Made from planed tanalised timber with morticed joints and screwed braces. Please note these are heavy duty gates not standard field gates.

GATE FIXINGS

ADJUSTABLE HOOK AND BANDS




PER PAIR

SIZE (inch)	PRICE
14"	£28.99
18"	£32.99
24"	£38.99
36"	£74.99
48"	£114.99

GALVANISED

TEE HINGES (Pair)



PER PAIR

SIZE (inch)	PRICE
6"	£7.99
12"	£10.49
18"	£21.99

GALVANISED

ADJUSTABLE FIELD GATE HINGES



SIZE (inch)	PRICE
12"	£32.99
18"	£35.99
24"	£39.99

GALVANISED

DROP BOLTS

SIZE (inch)	PRICE
12"	£11.99
18"	£13.99

GALVANISED



ROSE CATCH



SIZE (inch)	PRICE
6"	£11.99

GALVANISED

CABIN HOOKS



SIZE (inch)	PRICE
4"	£2.99
6"	£3.99
8"	£4.99

GALVANISED

AUTO CATCH



PRICE
£5.99


HEAVY DUTY

PAD BOLTS



SIZE (inch)	PRICE
6" X 5/8	£10.99
4" X 1/2	£5.99

SPRING GATE FASTENER



SIZE (inch)	PRICE
24"	£20.99

GALVANISED

THROW OVER LOOP



SIZE (inch)	PRICE
14"	£18.99

GALVANISED

GATE RETURN SPRING

SIZE (inch)	PRICE
8"	£11.99



JOCKEY WHEEL

SIZE (inch)	PRICE
14.5"	£37.99



LOCK & KEY SET



SIZE (inch)	PRICE
Double Key	£45.99

PIN ON PLATE

Pin Size (mm)	PRICE
16mm	£5.99
18mm	£7.99



GATE EYE

SIZE (inch)	PRICE
6" X 20mm	£5.99
4 3/4" x 20mm	£5.49
6" x 16mm	£4.99



PIN ON PLATE

SIZE (inch)	PRICE
4" PLATE	£9.99



HANDLE



INFO	PRICE
For Key Set	£12.99

LOG STORES



LOG STORE

SIZE M - APPROX	PRICE
1.2W X 0.6D X 1.2H	£110



CAN BE MADE TO MEASURE



CONTEMPORARY LOG STORE

SIZE M - APPROX	PRICE
1.2W X 0.6D X 1.2H	£130



Optional assembly £45 Per item

BIN STORES



BIN STORE

PRODUCT	PRICE	Size WxDxH Appx in M
Single Cover	£130.00	0.8 x 0.88 x 1.3
Double Cover	£260.00	1.58 x 0.88 x 1.3
Triple Cover	£390.00	2.34 x 0.88 x 1.3
Shelving	£9.99 ea	

CONTEMPORARY BIN STORE

PRODUCT	PRICE	Size WxDxH Appx in M
Single Cover	£155.00	0.8 x 0.88 x 1.28
Double Cover	£300.00	1.58 x 0.88 x 1.28
Triple Cover	£445.00	2.34 x 0.88 x 1.28
Shelving	£9.99 ea	

Optional assembly £45 Per bin store

PLANTERS



TALL PLANTER

SIZE - W x D x H	PRICE
30cm x 30cm x 80cm approx	£42.00

RECTANGLE PLANTER

SIZE - W x D x H	PRICE
90cm x 40cm x 80cm approx	£86.00



PLANTERS



Flatpacked



TRELLIS PLANTER

SIZE	PRICE
1.53m x 0.5m x 1.0m	£140

EDGING STRIPS

SIZE - ALL 150mm	PRICE
6' Wide	£8.50

DELUXE PLANTER

SIZE - APPROX			PRICE
W	D	H	
55cm	55cm	45cm	£65.00
120cm	55cm	45cm	£90.00
180cm	55cm	45cm	£125.00



DELUXE RAISED PLANTER

SIZE - W x D x H	PRICE
1.2m x 0.55m x 0.9m approx	£150
1.8m x 0.55m x 0.9m approx	£175

Overall Sizes

GARDEN FURNITURE



LILY ROCKER

SIZE - W x D x H	PRICE
0.7m x 1.1m x 0.9m approx	£185.00

LILY RELAXER 2 SEAT

SIZE - W x D x H	PRICE
1.7m x 0.9m x 0.9m approx	£265

LILY RELAXER

SIZE - W x D x H	PRICE
0.7m x 0.9m x 0.9m approx	£135.00



Flatpacked



Flatpacked



Flatpacked

GARDEN FURNITURE



GARDEN BENCH

SIZE	PRICE
1.2W Approx	£255.00
1.5W Approx	£275.00
1.8W Approx	£335.00



PICNIC BENCH - SPB180

SIZE	PRICE
1.8W Approx	£215.00
1.5W Approx	£145.00



CONVERSATION SEAT

DETAILS	PRICE
2 Chairs Plus Table	£259.00



BASE KITS

TIMBER BASE PRICES FITTED*

SIZE	PRICE
6' x 4'	£150.00
6' x 5'	£160.00
7' x 5'	£180.00
8' x 6'	£225.00
10' x 6'	£259.00
10' x 8'	£299.00
12' x 8'	£350.00
12' x 10'	£380.00
12' x 12'	£480.00
14' x 12'	£580.00
16' x 10'	£630.00
20' x 10'	£730.00



Timber bases consist of the following :

- Tanalised timbers
- Timber support pegs
- Fully fitted
- NOT SUITABLE FOR HOT TUBS
- NOT SUITABLE FOR HOME GYMS

STEEL ANGLE PINS

SIZE - APPROX	PRICE
18"	£7.99
36"	£14.99



BZP STEEL PINS

SIZE - APPROX	PRICE
450 X 35 X 35	£3.25



Please Note: If you are building your own base kit the foot print is metric. Large sheds will have a split floor so a centre support will be needed. Floor bearers always run in the direction of the longest side of the shed. Allow for a double joist in the centre for 10ft sheds and above as the floor comes in 2 sections.

Timber is a porous material and as such, a good quality treatment / water repellent should be applied to your building.

We recommend Teknos, Barretine, stocked at all our branches. Guttering is also a worthwhile addition

Our buildings come pre treated against rot and insect infection but we still highly recommend the building is also treated with a suitable water repellent to preserve the quality and life of the product. The company or seller shall not in any way be responsible for additional consequential costs or losses. See website for full terms and conditions

ATKINSONS GARDEN BUILDINGS

BUILDING FITTING ZONE GUIDE

PLEASE NOTE THIS IS A GUIDE ONLY PLEASE CONFIRM FITTING CHARGE BEFORE PURCHASING



Zone 2 + £199

OTHER AREA'S
P.O.A

If you are out of our zones please ask for a fitting price
NATIONWIDE
DELIVERY available
or collect FREE from our factory

BUILDING OPTIONS



BLACK

GREEN

RED

PVC Window Options



Fixed
£448




Top Opening
£585



EPDM £3.50
per sq Ft

SHINGLES	
SIZE - APPROX	PRICE
1Pack 3m Sq	£43.50

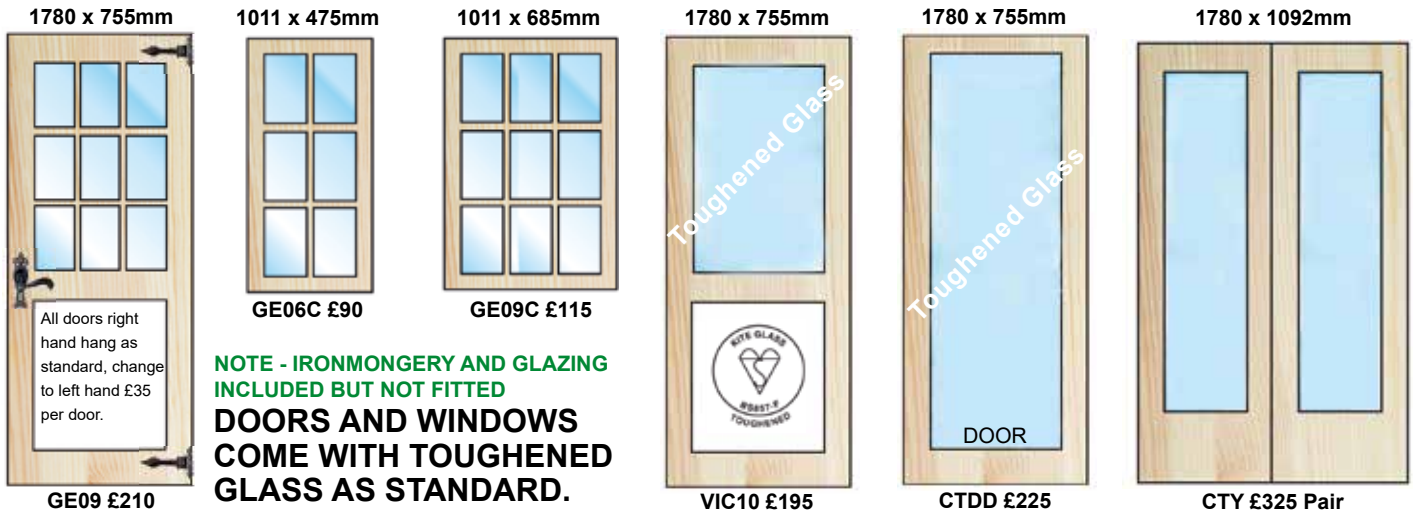
RIDGE STRIP	
SIZE - APPROX	PRICE
1m Length	£3.50



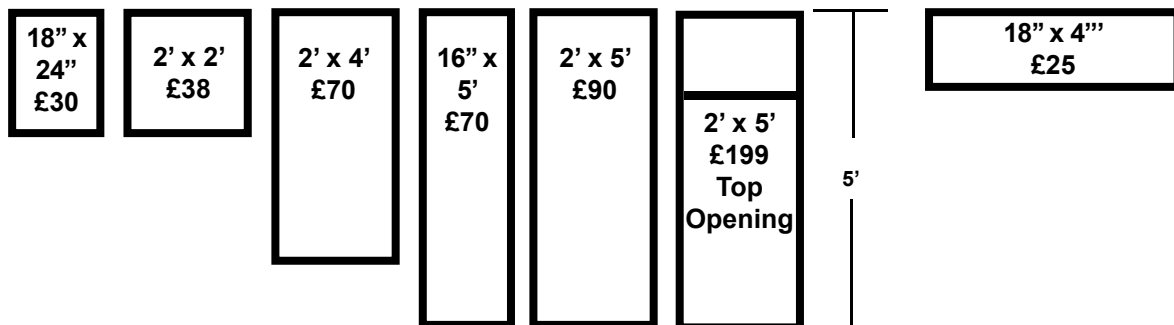
Cladding & Insulation From
£24.99 per sq Ft

TAURUS CLADDING	
SIZE - APPROX	PRICE
8' x 4' Sheet	£59.99

BUILDING WINDOW & DOOR OPTIONS



TIMBER WINDOWS SIZES AVAILABLE



All windows are toughened glass 4mm thick and beaded finish.

BUILDING OPTIONS

OPTION	PRICE
Extra Window 24" x 18"	£30.00
Perspex Window 24" x 18"	£45.00
Toughened Glass Window 24" x 24"	£38.00
Toughened Glass Window 48" x 24"	£70.00
Breathable Membrane (per sq Ft of footprint)	£2.45 Sq Ft
Opening Window up to 2x2 only	£49.50 ea
Overhang 450mm	£10.00 Ft
12mm Internal Wall Fitted	£2.99 Sq Ft
EPDM Roof	£3.50 Sq Ft
Add a bar hatch Up to 1.2m x 0.6m	£199
21mm Loglap Upgrade	20% Extra

OPTION	PRICE
Padbolt Protector	£40.50
Extra Door	£75.00
Double Doors	£150.00
Upgrade to 2" x 2" Framing	+10%
Shingle Roof	£3.80 sq Ft
Heavy Duty Key Lock	£69.99
300 x 50 Workbench	£44.99 per M
19mm Tongue & Groove Floor	£1.50 Sq Ft
Raise Building height 1 Board	£2.50 Per Ft
Untreated Matchboard Cladding (Inc Insulation)	£29.99 Sq Ft

SPECIAL OFFER STORAGE SHEDS



**NO FURTHER DISCOUNT
ON
STORAGE SHEDS**

**6' x 4'
ONLY
£469
DELIVERED
ZONE 1**



Our range of storage sheds offer a cost effective solution to store your garden furniture or tools. Available in apex or pent roof.

STANDARD FEATURES

- Ex 16mm T&G Board
- Ex 50mm x 32mm Framework
- Heavy Duty Felt
- Lock And Key & Turn Buttons
- Solid Timber Throughout
- Ex 50mm x 50mm Door Casing
- No Windows For Extra Security

SIZE APPROX	12MM BOARDING	FITTING
6' x 4'	£469	£180
7' x 5'	£559	£180
8' x 6'	£649	£180

**PLEASE NOTE
CAN NOT BE CUSTOMISED**

SECURITY SHEDS

SIZE APPX W X D	12mm PICKERING	EPDM ROOF OPTION	SHINGLED ROOF APEX	FITTING ZONE 1
6' X 4'	£600	£84	£95	£180
7' X 5'	£695	£123	£135	£180
8' X 6'	£860	£168	£185	£180
10' X 6'	£965	£210	£235	£180
10' X 8'	£1135	£280	£310	£200



STANDARD FEATURES

- Padbolt Protector
- Ex 50mm x 32mm Framework
- Full Height Inside 6' To Eaves
- Solid Timber Throughout

Timber is a porous material and as such, a good quality treatment / water repellent should be applied to your building.

We recommend Teknos, Barretine, stocked at all our branches. Guttering is also a worthwhile addition

Our buildings come pre treated against rot and insect infection but we would still highly recommend the building is also treated with a suitable water repellent to preserve the quality and life of the product. The company or seller shall not in any way be responsible for additional consequential costs or losses. See website for full terms and conditions

PICKERING RANGE

SIZE	APEX/PENT	EPDM ROOF OPTION	SHINGLED ROOF APEX	FITTING
6' x 4'	£525	£84	£95	£180
6' x 5'	£585	£105	£115	£180
7' x 5'	£620	£123	£135	£180
8' x 6'	£785	£168	£185	£180
8' x 8'	£985	£224	£245	£180
10' x 3'	£649	£105	£115	£180
10' x 4'	£725	£140	£155	£180
10' x 6'	£890	£210	£235	£180
10' x 8'	£1060	£280	£310	£200
10' x 10'	£1195	£350	£385	£200
12' x 3'	£745	£126	£140	£200
12' x 4'	£825	£168	£185	£200
12' x 6'	£1030	£252	£275	£200
12' x 8'	£1260	£336	£370	£200
12' x 10'	£1395	£420	£465	£200
14' x 6'	£1250	£294	£325	£200
14' x 8'	£1350	£392	£435	£200
14' x 10'	£1550	£490	£540	£200

APEX ROOF



PENT ROOF



Pickering Shed Range

The Pickering range is our entry level garden shed with a host of great features as standard.

Manufactured from pressure treated timber for a longer life. The roof and floor are made from solid timber for a stronger construction. We DO NOT use plywood or OSB board on any of our sheds.

Available in apex or pent roof.

STANDARD FEATURES

Ex 16mm Boards Finish size 12mm

Ex 50mm x 32mm Framework

Full Height Inside 6' to Eaves


1.8m Door Height

75mm x 47mm Door Casing

Solid Timber Throughout

Internally Beaded Windows

High Apex For Extra Height




12mm Finish
EX - 16mm



CAN BE MADE TO FIT ANY SPACE



APPROX



EXTRA HEIGHT INSIDE

NIDDERDALE RANGE

SIZE	14mm Nidderdale APEX/PENT	EPDM ROOF OPTIONF	SHINGLED ROOF APEX	FITTING
6' x 4'	£630	£84	£95	£180
6' x 5'	£699	£105	£115	£180
7' x 5'	£745	£123	£135	£180
8' x 6'	£939	£168	£185	£180
8' x 8'	£1185	£224	£245	£180
10' x 3'	£779	£105	£115	£180
10' x 4'	£870	£140	£155	£180
10' x 6'	£1069	£210	£235	£180
10' x 8'	£1272	£280	£310	£200
10' x 10'	£1435	£350	£385	£200
12' x 3'	£895	£126	£140	£200
12' x 4'	£990	£168	£185	£200
12' x 8'	£1525	£336	£370	£200
14' x 8'	£1625	£392	£435	£200
12' x 10'	£1675	£420	£465	£200
14' x 10'	£1890	£490	£540	£300
16' x 10'	£2295	£560	£615	£300
16' x 8'	£2099	£448	£495	£300
18' x 8'	£2299	£504	£560	£350
20' x 8'	£2599	£560	£620	£350
18' x 10'	£2695	£630	£695	£350
20' x 10'	£2995	£700	£770	£400

APEX ROOF



PENT ROOF



14mm Finish
EX - 18mm



The Nidderdale range is our mid range garden shed with a superior Ex 18mm board.

Manufactured from pressure treated timber for a longer life. The roof and floor are made from solid timber for a stronger construction. We DO NOT use plywood or OSB board on any of our sheds.

Available in apex or pent roof.

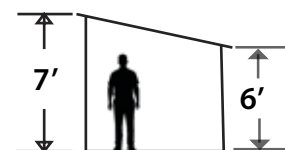
STANDARD FEATURES

- Ex 18mm Boards Finish size 14mm
- Ex 50mm x 32mm Framework
- Full Height Inside 6' to Eaves
- 1.8m Door Height
- 75mm x 47mm Door Casing
- Solid Timber Throughout
- Internally Beaded Windows
- High Apex for Extra Height

EXTRA HEIGHT INSIDE



APPROX



AYSGARTH RANGE

SIZE	21mm Log Lap APEX/PENT	EPDM ROOF OPTION	SHINGLED ROOF APEX	FITTING
8' x 6'	£1265	£168	£185	£200
8' x 8'	£1495	£224	£245	£200
10' x 6'	£1399	£210	£235	£200
10' x 8'	£1635	£280	£310	£200
10' x 10'	£1949	£350	£385	£250
12' x 6'	£1595	£252	£280	£250
12' x 8'	£1875	£336	£370	£250
12' x 10'	£2199	£420	£465	£300
14' x 6'	£1925	£294	£325	£300
14' x 8'	£2035	£392	£435	£300
14' x 10'	£2385	£490	£540	£300
16' x 10'	£2699	£560	£615	£300
16' x 8'	£2475	£448	£495	£350
18' x 8'	£2795	£504	£560	£350
18' x 10'	£3169	£630	£695	£350
20' x 10'	£3299	£700	£770	£400

APEX ROOF



PENT ROOF



The Aysgarth range is our top of the range garden shed with a tough Ex 25mm board. Pressure treated for a longer life. Solid timber construction throughout.

Available in apex or pent roof.

STANDARD FEATURES

Ex 25mm Boards Finish size 21mm

Ex 50mm x 50mm Framework

Full Height Inside 6' to Eaves

19mm Solid Floorboards

75mm x 47mm Door Casing

Solid Timber throughout


Internally Beaded Windows

High Apex for Extra Height



21mm
Finish
EX - 25mm

EXTRA HEIGHT INSIDE



Timber is a porous material and as such, a good quality treatment / water repellent should be applied to your building.

We recommend Teknos, Barretine or Aquapel, stocked at all our branches. Guttering is also a worthwhile addition

Our buildings come pre treated against rot and insect infection but we would still highly recommend the building is also treated with a suitable water repellent to preserve the quality and life of the product. The company or seller shall not in any way be responsible for additional consequential costs or losses. See website for full terms and conditions

POTTING SHED



SIZE APPX W X D	PRICE
6' x 4' 4"	£1595
6' x 7'	£1749
6' x 9' 6"	£1849
8' x 9' 6"	£2245

FITTED ZONE 1

STANDARD FEATURES

- Ex 18mm, 14mm Finish Size
- Stable Door Standard
- Opening Window
- Ex 50mm x 50mm Framework
- EPDM Roof as standard



POTTING HOUSE



SIZE APPX W X D	PRICE
5' x 5' 6"	£1445
6' x 5' 6"	£1495
5' x 7' 6"	£1580
6' x 7' 6"	£1649
6' x 9' 7"	£1749
8' x 9' 7"	£2145

FITTED ZONE 1

STANDARD FEATURES

- Ex 18mm, 14mm Finish Size
- Stable Door Standard
- 2 x Opening Window
- Ex 50mm x 50mm Framework
- Shingle Roof as standard

**SHINGLES
STANDARD**
15 Year Guarantee

Includes Two Opening Windows

FAIRBURN



Toughened glass as standard

SIZE APPX W X D	PRICE
8' x 5' 6"	£1449
8' x 7' 6"	£1780
8' x 9' 7"	£2050

FITTED ZONE 1

STANDARD FEATURES

- Ex 18mm, 14mm Finish Size
- Single Door
- Toughened Glass
- Ex 50mm x 50mm Framework
- Shingled Roof as standard

**SHINGLES
STANDARD**
15 Year Guarantee

TOOL TIDY / BIKE STORE



TOOL TIDY / BIKE STORE		
SIZE	12mm MATCHBOARD	FITTING
H 5' x W 5' x D 2' 6"	£399	£50
H 5' x W 6' x D 2' 6"	£449	£50

Each tool tidy is appx 30" deep.



GEORGIAN CORNER



SIZE APPROX	PRICE
6' x 6'	£1633
7' x 7'	£1733
8' x 8'	£1909

FITTED ZONE 1

STANDARD FEATURES

- Ex 18mm, 14mm Finish Size
- Georgian Style Door
- Georgian Windows
- Ex 50mm x 50mm Framework
- EPDM Roof as standard

CONTEMPORARY CORNER



SIZE APPROX	PRICE
7' x 7'	£1909
8' x 8'	£2129

FITTED ZONE 1

STANDARD FEATURES

- Ex 18mm, 14mm Finish Size
- Double Doors
- Full Height Windows
- Ex 50mm x 50mm Framework
- EPDM Roof as standard

CONTEMPORARY CORNER WITH STORAGE



SIZE APPROX	PRICE
7' x 7' + 4' Store	£3060
8' x 8' + 4' Store	£3260
10' x 7' + 4' Store	£3350
10' x 8' + 4' Store	£3625

FITTED ZONE 1

STANDARD FEATURES

- Ex 18mm, 14mm Finish Size
- Double Doors
- Full Height Windows
- Ex 50mm x 50mm Framework
- EPDM Roof as standard



INGLETON CORNER



SIZE APPROX	PRICE
10' x 7'	£2420
10' x 8'	£2730
12' x 7'	£2895
12' x 8'	£3226

FITTED ZONE 1

STANDARD FEATURES

- Ex 18mm, 14mm Finish Size
- Double Doors
- Full Height Windows
- Ex 50mm x 50mm Framework
- EPDM Roof as standard

THE SANCTUARY



EPDM ROOF STANDARD
20 Year Guarantee

SIZE APPROX	PRICE
8' x 6'	£1795
8' x 8'	£2025
10' x 8'	£2245
12' x 8'	£2710
14' x 8'	£3010
10' x 10'	£2580
12' x 10'	£3000
14' x 10'	£3395
16' x 10'	£3695

STANDARD FEATURES

- Ex 18mm, 14mm Finish Size
- Ex 50mm x 50mm Framework
- High Quality Finish
- Solid Timber throughout
- EPDM Roof

DOUBLE DOORS FITTED AS STANDARD ON ANY SANCTUARY 12' WIDE AND ABOVE



SUNROOMS



STANDARD FEATURES

- Ex 18mm, 14mm Finish Size
- Ex 50mm x 50mm Framework
- Double Doors
- Solid Timber throughout
- EPDM Roof as standard
- Can be Made To Measure
- Butt Hinges



SIZE	PRICE
8' x 6'	£1695
8' x 8'	£1995
10' x 8'	£2450
12' x 8'	£2895
14' x 8'	£3145
16' x 8'	£3340
18' x 8'	£3795
20' x 8'	£4150
10' x 10'	£2795
12' x 10'	£3195
14' x 10'	£3549
16' x 10'	£4135
18' x 10'	£4325
20' x 10'	£4525
12' x 12'	£3695
14' x 12'	£4195
16' x 12'	£4495
20' x 12'	£5345



Incorporate a store room into your Sunroom

1.2m Store with single door £499

1.8m Store with double doors £575



Sunroom with storage

DUNCOMBE GARDEN ROOMS



STANDARD FEATURES

- 40mm Insulation throughout
- Ex 125mm x 25mm Cladding
- Ex 12mm x 16mm Internal Cladding
- EPDM Roof with 20 Year Guarantee
- Under 2.5m in height
- Vapour Barrier

- PVC Windows & Doors
- CLS Framework



FITTED ZONE 1

SIZE	PRICE
8' x 8'	£6949
9' x 9'	£7895
10' x 8'	£7895
12' x 8'	£8750
14' x 8,	£9699
16' x 8'	£10,950
18' x 8'	£11,999
20' x 8'	£12,995
10' x 10'	£8399
12' x 10'	£9799
14' x 10'	£10,950
16' x 10'	£12,250
18' x 10'	£13,185
20' x 10'	£14,425
12' x 12'	£10,850
14' x 12'	£12,250
16' x 12'	£13,485
18' x 12'	£14,695
20' x 12'	£15,995

**DIY
INSULATE
&
CLAD**

**SAVE
20%**

Vapour barrier included
ready to insulate & Clad

DUNCOMBE OPTIONS	
OPTION	PRICE
Plasterboard Finish (per sq ft of building footprint)	£7.99 Sq ft
Click Flooring	£5.99 Sq ft
Electrics Pack - Includes 4 Twin Sockets Data Cable & Spotlights to inside and canopy	£1500

Up to 10' Frontage includes French Doors and a landscape window 1.2m x 600mm

12' and over frontage includes French Doors and 2 top opening windows 2m x 600mm

1.8m	600mm	600mm	900mm	900mm
Patio door option No price difference	Fixed £448	Top Opening £585	Fixed £498	Top Opening £635

FULLY INSULATED

www.atkinsonsencing.co.uk

HELMSLEY RANGE

SIZE (M) W X D	Cedar Cladding Finish PVC Doors	PVC Clad Finish PVC Doors
3.0 x 3.0	£14,699	£14,699
3.6 x 3.0	£17,099	£17,099
4.2 x 3.0	£18,400	£18,400
4.8 x 3.0	£19,850	£19,850
5.4 x 3.0	£21,685	£21,685
6.0 x 3.0	£23,225	£23,225
3.6 x 3.6	£19,050	£19,050
4.2 x 3.6	£21,050	£21,050
4.8 x 3.6	£22,435	£22,435
5.4 x 3.6	£23,895	£23,895
6.0 x 3.6	£25,595	£25,595

Standard Features Extra To Duncombe

- T & G Cedar cladding or Truclad
- Click flooring
- Spotlights inside and outside to canopy
- 4 x Twin sockets plus data cable
- Plasterboard finish
- Skirting and architrive

STEEL BASE PRICES FITTED*

SIZE	PRICE
3.0m x 3.0m	£1350
3.6m x 3.0m	£1400
3.6m x 3.6m	£1650
4.6m x 3.0m	£1750
4.6m x 4.0m	£1850
5.6m x 3.0m	£1850
5.6m x 4.0m	£2100


Steel base kit consists of galvanised steel supports concreted into the ground with a pressure treated frame fixed to the steel supports

BUILDING OPTIONS

OPTION	PRICE
Side Wings	£1000
100mm Steel Roof	£125 sq/m
Redwood Cladding Option	- 10 %



NEW PVC CLAD OPTION



Electrics does not include supply to building




GRANTLEY RANGE

SIZE (M) W X D	Cedar Cladding Finish Bi Fold Doors	Bi- Fold Door Size Width (M)
3.0 x 3.0	£17,135	2.4
3.6 x 3.0	£20,352	2.4
4.2 x 3.0	£23,568	2.4
4.8 x 3.0	£26,785	3.0
5.4 x 3.0	£30,000	3.6
6.0 x 3.0	£33,218	4.0
3.6 x 3.6	£24,211	2.4
4.2 x 3.6	£28,071	2.4
4.8 x 3.6	£31,920	3.0
5.4 x 3.6	£35,790	3.6
6.0 x 3.6	£39,650	4.0

Standard Features Extra To Helmsley

- T & G Cedar cladding
- Aluminium Bi-Fold doors to suit
- Click flooring
- Steel Insulated roof
- Spotlights inside and outside to canopy
- 4 x Twin sockets plus data cable
- Plasterboard finish
- Skirting and architrave



BUILDING OPTIONS

OPTION	PRICE
Side Wings	£1000
Fixed Window 1.8 x .6m	£985 ea
Top Opening Window 1.8 x.6m	£1195 ea
Redwood Cladding Option	- 10 %

Electrics does not include supply to building



CEDAR FINISH



REDWOOD PAINTED



VICTORIA



SIZE APPROX	21mm Loglap
2.4m x 2.4m	£3398
3.0m x 3.0m	£3770

FITTED ZONE 1

STANDARD FEATURES

- Ex 25mm, 21mm Finish Size
- Ex 50mm x 50mm Framework
- Fitted Zone 1
- Two Windows
- Solid Timber throughout
- Shingled Roof
- Toughened Glass



Top Opening
2' x 5'
£199



BLACK



GREEN



RED

CHOICE OF SHINGLES COLOUR



21mm
Finish
EX - 25mm



THE PAVILLION



NOTE : Over 2.5m High

SIZE APPROX	PRICE
8' x 8'	£1099
10' x 10'	£1429

FITTING

- 3m x 3m £450 - Bolted to existing base
- 3m x 3m £680 - Posts concreted in place
- Decking Base 3.3m x 3.3m £847

WALL PRICING

- 12mm Matchboard - £2.99 Per SqFt
- 14mm Scandy - £3.99 Per SqFt
- 21mm Loglap - £4.99 Per SqFt

LARCH POSTS

PSE POST	PRICE
3m x 150mm x 150mm	£98.00



BESPOKE FLAT ROOF OPTION UNDER 2.5M



100mm x 100mm
Stainless Steel Post
Sleeve
£9.99



THE COTTERDALE




STANDARD FEATURES

- Ex 18mm, 14mm Finish Size
- Ex 50mm x 50mm Framework
- High Quality Finish
- Large Double Doors
- Two Large Windows
- Solid Timber throughout
- Shingled Roof as standard
- EPDM Standard on flat roof
- Fitted Zone 1
- Solid Timber Floor
- Extra Height as standard



SIZE APPROX	APEX ROOF 14MM SHIPLAP	FLAT ROOF 14MM SHIPLAP
18' x 8'	£4545	£4045
20' x 8'	£4695	£4195
18' x 10'	£4845	£4345
20' x 10'	£4995	£4495



40mm Insulation

SPECIAL OFFER

Insulate & Cladding with 12mm matchboard

ONLY

£24.99

Per Sq Ft of Footprint of building



TOUGHENED GLASS

OPTION	PRICE
Solid Timber Cladding with Insulation and Skirting	£24.99 Per Sq Ft of building size
8' x 4' Cladding Sheet - Supply Only	£49.99
16" x 5' Window	£70.00
2' x 5' Window	£90.00
2' x 5' Top Opening Window	£199
Bar Hatch	From £199



Top Opening
2' x 5'
£199



Bar Hatch
From £199



Flat Roof Option



Optional Configuration

THE BUTTERMERE




FITTED ZONE 1

STANDARD FEATURES

- Ex 25mm, 21mm Finish Size
- Ex 50mm x 50mm Framework
- Fitted Zone 1
- Double Doors
- Solid Timber throughout
- Shingled Roof As Standard
- Toughened Glass



TOUGHENED GLASS



40mm & 60mm
Insulation

Cladding & Insulation From
£24.99 per sq Ft

SIZE APPROX	PRICE
12' x 8'	£3180
14' x 8'	£3650
16' x 8'	£3850
12' x 10'	£3600
14' x 10'	£4000
16' x 10'	£4300



BLACK

GREEN

RED

CHOICE OF SHINGLES COLOUR



FLORENCE SUMMERHOUSE



SHINGLE ROOF AS STANDARD

SIZE APPROX	14mm Shiplap
8' x 7'	£1899
10' x 7'	£2145
10' x 9' 6"	£2795
12 x 9' 6"	£3145

FITTED ZONE 1

STANDARD FEATURES

- Ex 16mm, 14mm Finish Size
- Ex 50mm x 50mm Framework
- High Quality Finish
- Solid Timber throughout
- Shingled Roof

SUMMERHOUSE



SHINGLE ROOF AS STANDARD

SIZE APPROX	14mm Shiplap
8' x 6'	£1750
8' x 8'	£1900
10' x 8'	£2245
12 x 10	£2795

FITTED ZONE 1

STANDARD FEATURES

- Ex 16mm, 14mm Finish Size
- Ex 50mm x 50mm Framework
- High Quality Finish
- Solid Timber throughout
- Shingled Roof

CONTEMPORARY SUMMERHOUSE



SHINGLE ROOF AS STANDARD

SIZE APPROX	14mm Shiplap
8' x 6'	£1925
8' x 8'	£2095
10' x 8'	£2265
10' x 10'	£2560
12 x 10	£2947

FITTED ZONE 1

STANDARD FEATURES

- Ex 16mm, 14mm Finish Size
- Ex 50mm x 50mm Framework
- Double Doors
- High Quality Finish
- Solid Timber throughout
- Shingled Roof

GEORGIA'S DEN



SIZE APPROX	14mm Shiplap
6' x 6'	£699

FITTED ZONE 1

STANDARD FEATURES

- Ex 16mm, 14mm Finish Size
- Ex 50mm x 32mm Framework
- Single Door
- High Quality Finish
- Solid Timber throughout
- Includes Veranda

OLLIE'S DEN



SIZE APPROX	14mm Shiplap
8' x 5'	£1100

FITTED ZONE 1

STANDARD FEATURES

- Ex 16mm, 14mm Finish Size
- Ex 50mm x 32mm Framework
- Single Door
- High Quality Finish
- Solid Timber Throughout
- Split Level

HARVEY'S DEN



SIZE APPROX	14mm Shiplap
10' x 5'	£1350

FITTED ZONE 1

STANDARD FEATURES

- Ex 16mm, 14mm Finish Size
- Ex 50mm x 32mm Framework
- Double Doors
- High Quality Finish
- Solid Timber throughout
- Split Level

TOP QUALITY STABLES MADE TO MEASURE



HEAVY DUTY STABLE

SIZE APPROX	PRICE
12' x 12'	£3395
10' x 10'	£2985
24' x 12'	£6490
36' x 12'	£9735
20' x 10'	£5720
30' x 10'	£8580

TACK ROOM

SIZE APPROX	PRICE
12' x 6'	£1315
10' x 6'	£1195

STANDARD FEATURES

- 75mm x 50mm Framework**
- 19mm Plywood Kickboard**
- 19mm Plywood Internal Walls**
- Non Drip Steel Sheets**
- Sky Lights**
- Chew Strips**
- Solid Timber**

BUILDING BASES

Before the installation of your building its is of the uppermost importance that you have suitable, solid and perfectly level base in place. Ideally this needs to be one complete concrete base floated off. Without the correct base buildings will be difficult to construct and result in future problems of doors becoming difficult to open/close and possible water leakage.

If the base is found not suitable our teams will not be able to install your building and a reinstall charge of £250 will be applied to return at a later date.

Some other key points for bases are below.

- Concrete base min 75mm must be floated off
- Timber base with support posts every metre square
- Must be perfect finish and level
- 500mm clearance for cabins and summerhouses (page 48 - 52)
- 300mm clearance for other buildings (page 32 - 45)

BASE EXAMPLES



FLOATED CONCRETE BASE



FLAG BASE



TIMBER BASE



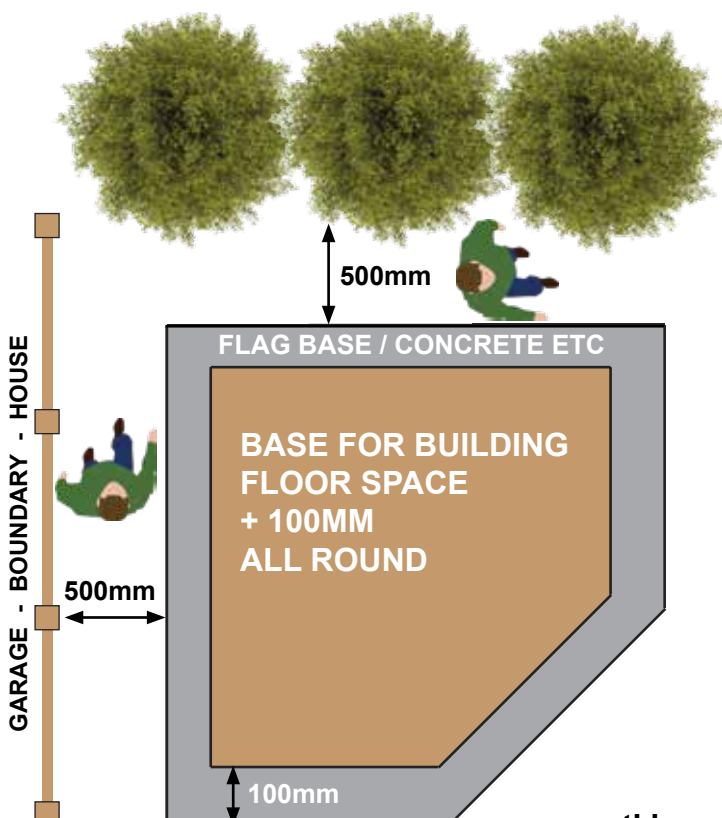
DECKING BASE



UNEVEN FLAG BASE



GRAVEL BASE



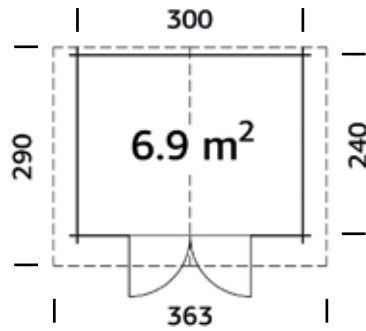
- UNEVEN FLAGS
- UNEVEN GROUND
- NOT SECURELY FIXED
- OVERHANGING TREES, BUSHES
- PLASTIC BASES NOT SUITABLE
- LEVEL LIKE A SNOOKER TABLE



VENICE 28MM WALL CABIN



NO PLANNING



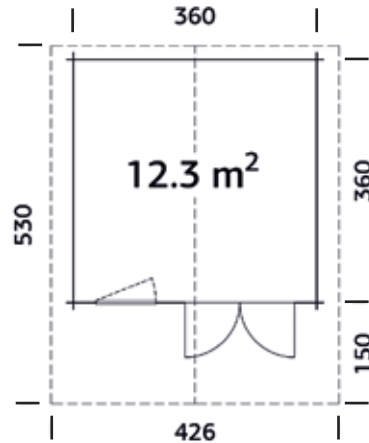
VENICE

SIZE	PRICE	SHINGLES
3.0m x 2.4m	£3585	£225 - 5 Pks 5 R/S
SUITABLE BASE 3.2m x 2.6m		

- 1 Double Door
- 19mm floor with pressure treated bearers
- Roof felt included
- Optional roof shingles

ON DISPLAY AT SOUTH MILFORD

SEVILLE 44MM WALL CABIN



SEVILLE

SIZE	PRICE	SHINGLES
3.6m x 3.6m	£6435	£375 - 9 Pks 7R/S
SUITABLE BASE 3.8m x 3.8m		

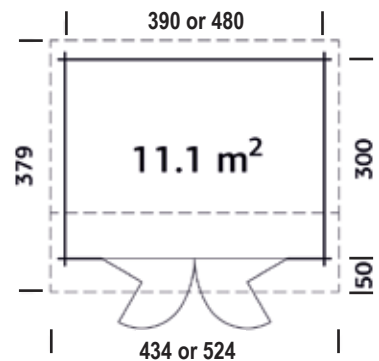
- 1 Double door
- 1 Tilt and turn window
- 19mm floor with pressure treated bearers
- Felt included
- Optional roof shingles

ON DISPLAY AT SOUTH MILFORD & SOUTH LEEDS

INES 44MM WALL CABIN



NO PLANNING



INES

SIZE	PRICE	EPDM ROOF
3.9m x 3.0m	£6524	INCLUDED
4.8m x 3.0m	£7024	INCLUDED
SUITABLE BASE 4.1m x 3.2m or 5.1m x 3.2m		

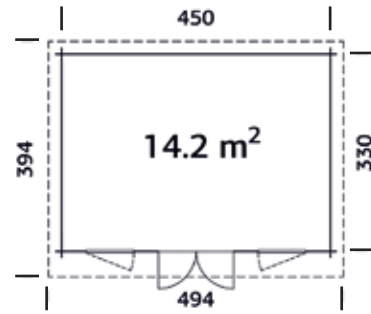
- Bi-Folding Doors
- Stainless Steel Door Sill
- 19mm floor with pressure treated bearers
- EPDM roof as standard
- 19mm roof as standard

ON DISPLAY AT SOUTH MILFORD

FLORINA 44MM WALL CABIN



NO PLANNING



FLORINA

SIZE	PRICE	EPDM ROOF
4.5m x 3.3m	£6835	INCLUDED
SUITABLE BASE 4.7m x 3.5m		

- 1 Double door
- 2 Windows (open outwards)
- Under 2.5m in height
- 19mm floor with pressure treated bearers
- EPDM roof as standard

ON DISPLAY AT NORTH LEEDS

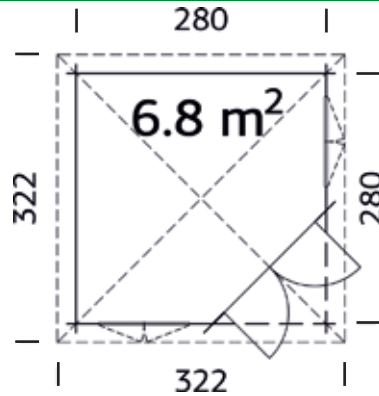
OSLO 28MM WALL CABIN



OSLO


SIZE	PRICE	SHINGLES
2.8m x 2.8m	£4080	5 Pks 17 R/S
SUITABLE BASE 3.0m x 3.0m		

ON DISPLAY AT SOUTH LEEDS, NORTH LEEDS, CASTLEFORD AND SOUTH MILFORD

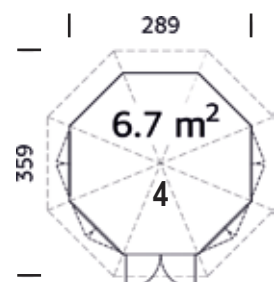
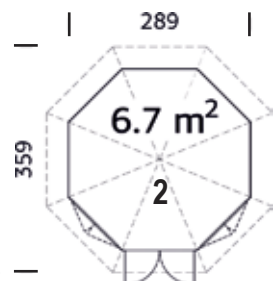


- 1 Double door
- 2 Georgian style windows
- 16mm roof boards
- 17mm floor with pressure treated bearers
- FREE shingles
- Available with a low roof option

VALETTA 28MM WALL CABIN



- 1 Double door
- 2 Georgian style windows Valetta 2
- 4 Georgian style windows Valetta 4
- 19mm floor with pressure treated bearers
- FREE shingles



VALETTA

SIZE	PRICE	SHINGLES
2.85m Dia (2)	£4199	6 Pks 32 R/S
2.85m Dia (4)	£4399	6 Pks 32 R/S
SUITABLE BASE 3.1m x 3.1m		

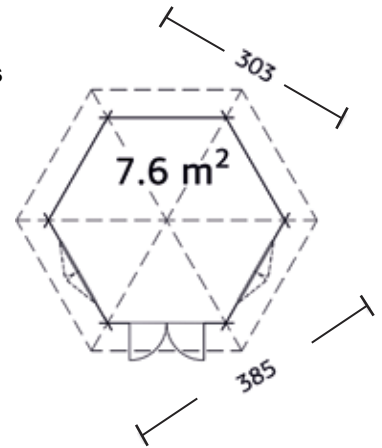
ON DISPLAY AT SOUTH LEEDS, NORTH LEEDS AND SOUTH MILFORD

MONACO 34MM WALL CABIN



- 1 Double door
- 1 Double outward open windows
- Storm bracing
- 19mm floor with pressure treated bearers
- FREE shingles

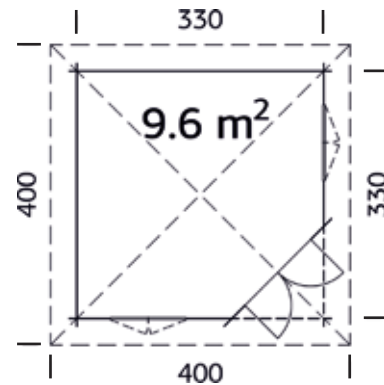
ON DISPLAY AT SOUTH MILFORD



MONACO

SIZE	PRICE	SHINGLES
3.8m Dia	£4499	8 Pks 24 R/S
SUITABLE BASE 4.0m x 4.0m		

PRAGUE 44MM WALL CABIN



- 1 Double door
- 2 Windows double glazed
- Storm bracing
- 19mm Floor with pressure treated bearers
- 19mm Roof boards
- FREE shingles

PRAGUE

SIZE	PRICE	SHINGLES
2.8m x 2.8m	£4699	8 Pks 16 R/S
3.3m x 3.3m	£5699	
SUITABLE BASE 3m x 3m or 3.5m x 3.5m		

ROOF SHINGLES



SHINGLES

SIZE - APPROX	PRICE
1Pack 3m Sq	£43.50

RIDGE STRIP

SIZE - APPROX	PRICE
1m Length	£3.50

VISIT OUR PREMIUM SOUTH MILFORD SHOW SITE TO SEE THE LARGEST DISPLAYS OF BUILDINGS IN YORKSHIRE OVER 80 BUILDINGS ON DISPLAY

BUILDING AFTERCARE



Teknos Aquatop is a high build microporous paint which can be used on external windows and garden buildings. It has 40% solids which is important in building the coating film up and providing protection. It allows the timber to breathe which is important in controlling moisture.

Aquatop is also elastic enough when natural movement occurs in the timber. Flexibility in the paint is important for durability. We recommend a 3 part application as below.

Step 1 - Apply preservative

Step 2 - Apply primer, this includes a knot suppressant (does not stop sap leakage)

Step 3 - Apply 3 coats of the topcoat to the outside, 2 inside.

IMPORTANT INFORMATION



Hinge Adjustment & Board Movement

The hinge is a simple 2 part ball joint. The lower part is screwed securely into the frame and not movable. The top half is screwed straight into the window and sits on the ball joint on the lower half, this top half is adjustable.

To adjust the top part needs to be spun either clockwise or anti-clockwise until the door or window fits snug.

Time and patience is the key to adjusting doors and windows.



Board Movement

Cabins and summerhouses are based on a floating system, i.e the boards will move with atmospheric conditions. If gaps appear in your building something is holding the boards and stopping them from floating and dropping into position.

This could be a screw, nail, cable, picture frame, shelf, paint, varnish or other. Simply remove the fixing and tap the boards down. Some force may be needed to get the boards into position but this is normal.

We can send a joiner to take out the screw or cut away paint etc but this will incur a call out charge of £200. This is a simple procedure which we recommend for the customer to carry out themselves.

OPTIONS & AFTERCARE

We can offer many options along with your building, including the following

1. Extra doors or windows
2. Full insulation to walls, roof and floor if required
3. Electrics including distribution board, lights and sockets

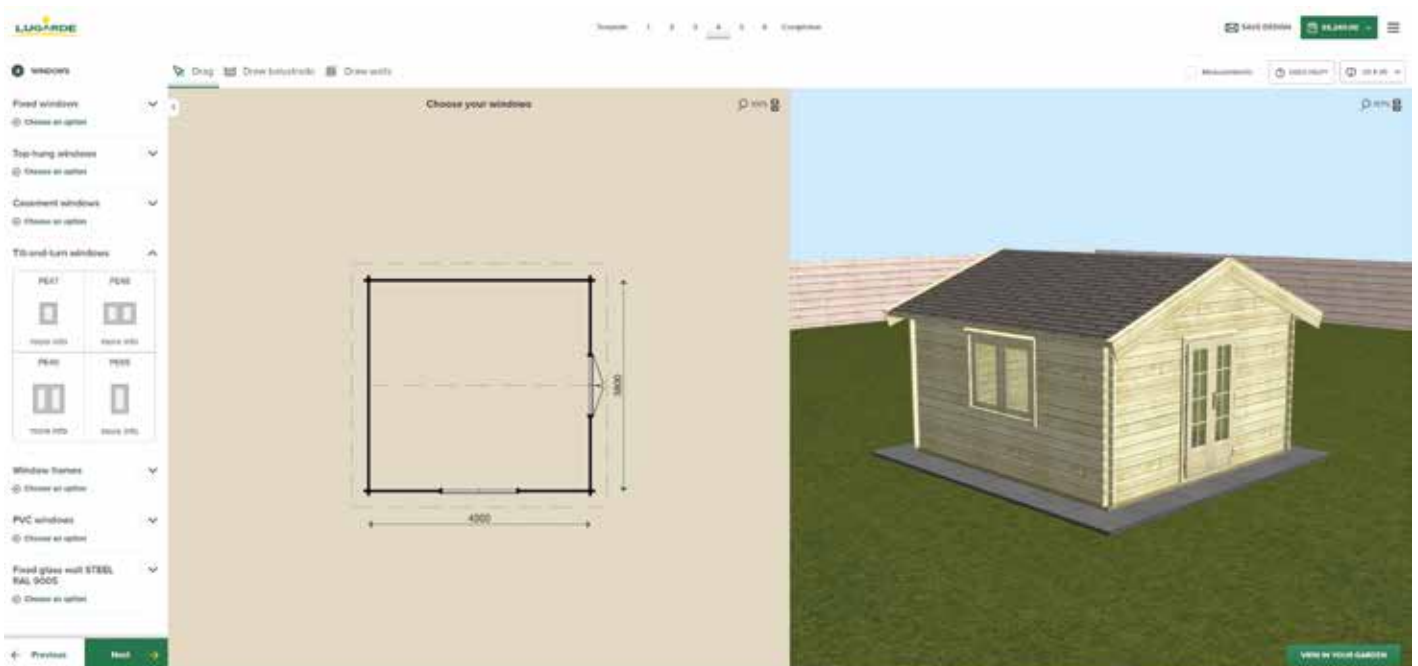
AUTHORISED DEALERS



Start designing your custom log cabin.

Are you inspired but can't find your ideal log cabin or summerhouse? If you are looking for a different size, style or layout, create your own design in our configurator. You can immediately see how it looks and how much it costs.

<https://www.lugarde.com/configurator-3d/>



AUTHORISED DEALERS



A fantastic selection of log cabins and summerhouses

Presenting a collection of summerhouses and log cabins crafted for versatility. With profile thicknesses of 28mm, 45mm, 58mm, and 70mm, each ensures stability and durability for enduring satisfaction.

We guarantee easy installation and high stability with milled corner joints. 80mm x 160mm roof beams and impregnated wooden floor joists ensure a solid structure.

Glulam doors and windows provide both aesthetics and functionality. Choose from a range of styles and roofing options, with the ability to customize colors and locks.

Experience quality craftsmanship and personalized solutions with our bespoke options.

We offer a variety of sizes depending on additional features such as partitions or lofts. Customize your building with a choice of roof types to suit your aesthetic preferences and practical needs.

Our buildings serve a variety of purposes including garden hideaways, weekend getaways and even garages. They can also be used as smaller rooms for various purposes such as home offices, studios or hobby rooms. Count on our expert advice to help you choose the right size and type of building to suit your needs.



PLAYZONE

CABANNA TOWER



£499



Flatpacked



CABANNA TOWER

SHOWN WITH ADDITIONAL SWING FRAME
SLIDE NOT INCLUDED

SWING SET



£289.99



Flatpacked

PLAY ZONE DELUXE PLANED POSTS

SIZE ex	PRICE
2.4m 100mm x 100mm	£24.00
2.7m 100mm x 100mm	£27.00
3.0m 100mm x 100mm	£30.00
3.6m 100mm x 100mm	£36.00


MODULES

The sets can be expanded as your children grow by adding further modules as required.

With so many options, anybody can find a suitable playzone for their garden.

All playzone towers come part assembled for completion on site. All are easily constructed with simple tools.

SWING FRAME



£99.99

CLIMBING WALL

0.5m
x
1.6m




£99.00

OBLIQUE ROUND



£29.99

OBLIQUE SQUARE



£29.99

WRAPROUND SEAT



£40.00

HANDLES



£8.95 Pair

PLASTIC SWING



£19.99

KARIBINA 150mm



£9.99

KARIBINA 100mm



£9.99

PLASTIC SEAT



£24.99

CLIMBING ROCKS



£39.99 Set

STEERING WHEEL



£19.99

RING TRAPEZE



£30.00

TIMBER TREATMENTS

NOT PRESERVER



WAX COAT	
SIZE	PRICE
2.5L	59.99

FOR USE ON DECKING TIMBER



ANTI SLIP	
SIZE	PRICE
2.5L CLEAR	£29.99

RENOVATE TIMBER



WOOD REVIVER	
SIZE	PRICE
5L	£48.99



HARDWAX OIL	
SIZE	PRICE
2.5L	£54.99

NOT PRESERVER



DECKING OIL	
SIZE	PRICE
5L CLEAR	£44.99



Available in :
Clear
Light Brown
Golden Brown
Dark Brown
Summer Tan
Red Cedar

WOOD PRESERVER	
SIZE	PRICE
5L	£49.99

NOT PRESERVER



WOOD PROTECTIVE	
SIZE	PRICE
5L CLEAR	£29.99

FOR BUILDINGS AND FENCING



UV PROTECTION OIL	
SIZE	PRICE
1.0L	£31.99
2.5L	£74.99



- Highly flexible
- Semi gloss finish
- Water based
- Microporous
- Resistant to UV, mould and bacterial attack
- Brush or spray application

TEKNOS PRESERVER

SIZE	PRICE
3.0L	£59.99

Teknos preserver is an aqueous industrial wood preservative for new untreated soft wood, perfect for use on exterior surfaces such as windows and doors. The product protects the wood surface from discolouration and wood destroying bacteria.

TEKNOS PRIMER

SIZE	PRICE
3.0L	£59.99

Teknos primer protects the wood surface and the treated area against wood destroying and wood discolouring fungi. Use before applying a Aquatop top coat.

TEKNOS AQUATOP

SIZE	PRICE
1.0L	£19.99
3.0L	£52.99

The Aqua Top range is a water borne, Semi Gloss exterior top coat finish predominantly used for exterior joinery such as timber windows, doors, wooden lodges and timber cladding. The Teknos paint system is used to add longevity to both the joinery and coating.

Full range of colours available in the Teknos Aquatop range



ATKINSONS

SHIPTONTHORPE

Display of summerhouses and log cabins. Gates.

Langlands Garden Centre*
York Road (A1079)
Shiptonthorpe, East Yorkshire
YO43 3PN

NORTH LEEDS

Display of summerhouses, log cabins, fencing, decking and sheds.

Leeds Garden Centre*
York Road, Whinmoor
Leeds, West Yorkshire
LS15 4NF
Tel: 0113 273 1434

OPEN 7 DAYS LEEDS

Display of summerhouses, log cabins, fencing, decking and sheds.

Leeds Outlet
75 Low Road, Hunslet
Leeds, West Yorkshire
LS10 1RH
Tel: 0113 270 9799

leedsoutlet@atkinsonsencing.co.uk

OPEN 7 DAYS NORTH YORKSHIRE

Display of summerhouses, log cabins, fencing, decking and sheds.

Outdoor Living
Great North Road, South Milford
Leeds, West Yorkshire
LS25 5LF
Tel: 01977 681871

outdoorliving@atkinsonsencing.co.uk

CASTLEFORD

Display of summerhouses, fencing, decking and sheds.

Factory Outlet
Green Lane, Cutsyke
Castleford, West Yorkshire
WF10 5JL
Tel: 01977 550441

sales@atkinsonsencing.co.uk

Opening Times

Monday - Friday
8AM - 5PM

Saturday
8AM - 4PM

Sunday
10AM - 3PM

Excluding Castleford Branch

* Please note garden centre have their own opening times